

# The Employers' Guide to PAYE with effect from January 2019

## Part 42-04-35A

Document updated February 2019.

The new Manual replaces [Part 42-04-35](#), which remains applicable up to and including 31 December 2018.

---



## Table of Contents

Chapter 1 - Introduction.....	8
1.1 The Pay As You Earn (PAYE) system .....	8
1.2 Overview .....	8
1.3 Brief outline of this Guide .....	10
1.4 Key messages for employers .....	10
1.5 Income tax calendar .....	11
1.6 PAYE forms .....	11
1.7 Determining the employment status of an individual .....	11
1.8 Assistance to employers .....	13
1.8.1 Revenue website .....	13
1.8.2 Revenue Online Service (ROS) .....	13
1.8.3 National Employer helpline .....	14
1.8.4 Collector General.....	14
1.8.5 PRSI queries .....	14
1.8.6 Contact telephone number for PAYE employees.....	15
Chapter 2 - Registration of employers for PAYE purposes .....	16
2.1 Register of employers.....	16
2.2 Domestic employments .....	16
2.3 e-Registration .....	16
2.4 Registration by paper .....	17
2.5 Compulsory registration by Revenue .....	18
2.6 Register of Employees .....	18
2.7 Employer ceases to have employees.....	18
2.8 Death of an employer .....	19
2.9 Change of ownership of a business.....	19
2.10 Separate registration numbers for the same employer .....	19
2.11 Payment .....	19
Chapter 3 - Definition of pay .....	20
3.1 Gross pay / Taxable pay.....	20
3.2 Employees' superannuation contributions.....	21
3.3 Deductions from gross pay in calculating taxable pay.....	24
3.4 Pay for USC purposes .....	24
3.5 Pay for PRSI purposes .....	25
3.6 What pay includes .....	25
3.6.1 Non-cash payments .....	26
3.6.2 Any liability of an employee which is paid by the employer .....	28
3.6.3 'Tax free' payments .....	28
3.6.4 Payments towards the cost of travelling between home and work .....	28
3.6.5 Round sum expenses payments .....	28
3.6.6 Certain premiums under pension and insurance schemes .....	28
3.6.7 Service charges in hotels etc. paid out by/on behalf of the employer .....	28
3.6.8 Wages payments in advance or on account .....	28
3.6.9 Pay credited to an employee's or director's account.....	29

3.6.10	Payments made to an employee absent due to illness .....	29
3.6.11	Certain lump sum payments made on retirement or on leaving office (including pay in lieu of notice) .....	29
3.6.12	Lump sum payments made to an employee as compensation for change in working procedures .....	32
3.6.13	Payments to election workers .....	32
3.6.14	Foreign sourced employment income .....	32
3.7	Items not to be treated as pay .....	33
3.7.1	Salary sacrificed for a travel pass scheme .....	33
3.7.2	Rent-Free Accommodation.....	33
3.7.3	Lump Sum weekly payment or resettlement allowance.....	34
3.7.4	Reimbursement of expenses incurred by the employee .....	34
3.7.5	Annual membership fees paid to a professional body .....	34
3.7.6	Refunds of superannuation contributions.....	35
3.7.7	Provision of Bicycles for Directors and Employees – Exemption from Income Tax in respect of Benefit-In-Kind .....	35
3.8	PAYE Exclusion Orders .....	37
3.9	Employees who are exempt from paying PRSI .....	39
3.10	Employment carried on outside the State .....	40
Chapter 4	- Expenses payments paid to employees .....	41
4.1	Flat rate (employment) expenses .....	41
4.2	Expenses payments made to the employee - round sum.....	41
4.3	Expenses payments made to directors .....	41
4.4	Reimbursement of expenses other than expenses of travel and subsistence ..	41
4.5	Subsistence payments .....	42
4.6	Motoring / bicycle expenses.....	43
Chapter 5	- Treatment of foreign sourced employment income .....	45
5.1	PAYE and foreign employments .....	45
5.2	Further Information .....	45
Chapter 6	- Special Assignee Relief Programme (SARP) .....	46
6.1	Introduction.....	46
Chapter 7	- Employers' PAYE records .....	47
7.1	Register of employees .....	47
7.2	Employer obligations throughout the Income Tax Year .....	48
7.3	Corrections to payroll .....	48
7.4	Change of employee's Personal Public Service Number .....	51
7.5	Inspection of employers' records .....	51
7.6	Tax credit certificates.....	52
7.6.1	Employees' Tax credit certificates .....	52
7.6.2	'Multi-year' tax credit certificates.....	53
7.6.3	Tax credits and tax cut-off points appeal by employee .....	53
7.6.4	Amended employee tax credit certificates .....	53
Chapter 8	- Universal Social Charge (USC) .....	55

8.1 Introduction.....	55
8.2 Rates of USC Standard Rates .....	55
8.3 Exempt Categories.....	56
8.4 Emergency basis of USC.....	56
8.5 Gross pay for PAYE/PRSI/USC purposes .....	57
8.6 USC and Exclusion Orders.....	57
8.7 Certain Bank Bonuses .....	58
8.8 Week 53 payments .....	58
8.9 Post cessation payments incorporating arrears of pay .....	59
8.10 Employee and employer contributions to a Permanent Health Insurance (Income Continuance) scheme .....	60
8.11 Personal Retirement Savings Account (PRSA) .....	60
8.12 Redundancy Payments .....	61
8.13 Retirement Lump Sums .....	61
8.14 Maintenance Payments.....	61
8.15 Community Employment Schemes and USC .....	62
8.16 The difference between the Income Tax (PAYE) Exemption marker and the USC Exemption marker .....	63
8.17 USC Exemption and refunds.....	64
8.18 Further information.....	64
Chapter 9 - Calculation of tax and USC under the PAYE system.....	65
9.1 Employer's duty to deduct tax and USC .....	65
9.2 Calculation of tax – 3 different methods.....	65
9.3 Cumulative basis.....	65
9.3.1 Cumulative tax credits and tax and USC cut-off points .....	67
9.3.2 Tax and USC deductions and refunds by the employer (cumulative basis) .....	69
9.4 Non-cumulative basis (week 1/month 1 basis) .....	71
9.5 Emergency basis .....	72
9.5.1 Emergency Basis of USC deduction .....	73
9.5.2 Emergency Basis of Tax deduction .....	73
9.6 Separate periods of employment with one employer treated as one continuous period for emergency basis purposes .....	75
9.7 Tax exemption and marginal relief.....	77
9.8 USC exemption .....	77
Chapter 10 - Employee pay day – calculating tax and USC due .....	78
10.1 Applying tax credits and tax and USC cut-off points .....	78
10.2 Weekly pay .....	78
10.3 Fortnightly pay .....	79
10.4 Four-weekly pay .....	80
10.5 Monthly pay .....	81
10.6 Twice-monthly pay .....	81
10.7 Quarterly pay .....	82
10.8 Half-yearly pay .....	82
10.9 Yearly pay .....	83
10.10 Payments at irregular intervals (continuous employment) .....	83

---

---

10.11 Deduction of tax and USC from 'holiday pay' .....	84
10.12 Salary and other payments earned before 1 January but paid on or after that date .....	84
Chapter 11 - Social welfare payments .....	85
11.1 Introduction.....	85
11.2 Taxation of Illness Benefit, Occupational Injury Benefit and Partial Capacity Benefit.....	85
11.2.1 How the reduction in tax credits and tax cut-off point operates .....	86
11.2.2 How Payroll operates while the employee is out sick .....	87
11.3 Jobseeker's Benefit.....	89
11.4 Tax treatment of Maternity, Adoptive and Health & Safety Benefits.....	89
11.5 Taxation of Paternity Benefit.....	91
Chapter 12 - Refunds of income tax and USC to the employee .....	92
12.1 Recording of refunds .....	92
12.2 Refunds arising from the operation of the cumulative system .....	92
12.3 Absence from work for some cause.....	94
12.4 Reimbursement of employer for tax and/or USC refunded to employee .....	95
12.5 Refund of tax and USC during unemployment .....	95
Chapter 13 - Local Property Tax – deduction in payroll .....	96
13.1 Introduction.....	96
13.2 Applying the figure of LPT shown on the RPN in payroll .....	96
13.3 Notification to stop deducting LPT from an employee's salary .....	97
13.4 LPT applied to holiday pay paid in advance of the usual pay day.....	98
13.5 LPT deductions where an individual has two periods of employment with the same employer in the year .....	98
13.6 Insufficient net pay in a pay period to pay LPT.....	98
13.7 LPT deduction where the employee is absent from work on sick leave or maternity leave throughout the year .....	99
13.8 LPT deduction where an employee is off pay and is due a refund of PAYE and/or USC in cumulative payroll.....	99
13.9 LPT deduction in week 53, fortnight 27, etc. ....	99
13.10 Priority of LPT deduction in payroll .....	99
13.11 LPT deductions where employee leaves mid pay period.....	103
13.12 Arrears of pay paid to an ex-employee and LPT .....	103
Chapter 14 - Employers' duties before the income tax year commences.....	104
14.1 Issue of Revenue Payroll Notifications (RPNs) to employers.....	104
Chapter 15 - New employees and employees recommencing.....	105
15.1 When a new employee commences employment (or an employee resumes employment after a previous cessation) .....	105
15.2 What is a 'new employee'?.....	106
15.3 Personal Public Service Numbers .....	107
15.3.1 The format of the employee PPS number .....	107
15.3.2 W-Numbers .....	109

15.4 Employee's previous pay, tax and USC notified to the employer .....	110
15.5 Refund of tax to a new employee.....	111
15.6 Payments by two employers in the same income tax week or month .....	111
15.7 Change from monthly to weekly pay, etc., following change of employment .....	112
<b>Chapter 16 - Cessation of an Employment (including casual employees)/death of an employee .....</b>	<b>113</b>
16.1 Introduction.....	113
16.2 Calculation of tax at date of leaving or at date of death .....	113
16.3 Employee retiring on a pension paid by the employer.....	114
16.4 Employee retiring on a pension paid by the employer and dealt with under a separate registration number or paid by a separate body (trust fund, life assurance company etc.).....	114
16.5 Employee transferred from one branch to another .....	115
16.6 Married (non-assessable spouse) employee becoming a widow(er) / Other civil partner becoming a surviving civil partner.....	115
<b>Chapter 17 - Pay Related Social Insurance (PRSI) .....</b>	<b>116</b>
17.1 PRSI.....	116
17.2 PRSI records to be kept.....	116
<b>Chapter 18 - Payments to the Collector General .....</b>	<b>117</b>
18.1 Monthly remittance to Collector General.....	117
18.2 Quarterly/Annual remittance to Collector General .....	117
18.3 Methods of payment .....	118
18.3.1 ROS .....	118
18.3.2 Credit Card / Debit Card .....	118
18.3.3 RevPay (Payments in myAccount) .....	119
18.4 Direct debit.....	119
18.5 Interest on overdue payments .....	120
18.6 Notification to Collector General if no tax, USC, PRSI and LPT due for a payment period.....	120
18.7 Separate registrations: remittances.....	120
<b>Chapter 19 - Employers' duties during the year.....</b>	<b>121</b>
19.1 Checklist for employers.....	121
19.2 Week 53, fortnight 27, etc.....	121
19.3 Making a payroll submission to Revenue .....	122
19.4 Important points to remember .....	122
19.5 Return due dates .....	123
19.6 Penalties .....	123
19.7 End-of-year statement .....	123
<b>Chapter 20 - Revenue Online Service (ROS) .....</b>	<b>124</b>
20.1 Revenue Online Service .....	124
20.2 What are the benefits of using ROS?.....	124
20.3 Other features included on ROS .....	125

---

---

20.4	How to register for ROS	125
20.5	How to access ROS	126
20.6	How do I make a payment using ROS	126
20.7	Employers' PAYE- Repayments and Offsets	126
20.8	Is ROS confidential and secure?	126
20.9	Who to contact with queries on ROS?	127
20.10	My Enquiries	127
20.11	ROS Inbox Notifications	127
20.12	Further Information	127
Chapter 21 - Additional Superannuation Contribution (ASC)		128
21.1	Introduction	128
21.2	ASC Payments – are they chargeable to tax and USC?	128
21.3	ASC Refunds – are they chargeable to tax and USC?	128
21.4	Further information	128
Chapter 22 - PAYE (employer) compliance		129
22.1	Introduction	129
22.2	Register of Employees	132
22.2.1	Records or Registers, that may, for PAYE purposes, be accepted as a Register of Employees	132
22.2.2	Place of retention of Register of Employees	132
22.2.3	Temporary, part-time, casual staff, etc	132
22.2.4	Incomplete Register of Employees	133
22.2.5	Production of Register of Employees	133
22.2.6	Records held by a tax or payroll agent/ Records held in a payroll software package	133
22.3	Power of Inspection for PAYE purposes	133
22.4	Penalties for breaches of the PAYE Regulations	133
22.5	Penalties for failure by an employer to produce records	133
Appendix 1 - Contact details		135
Appendix 2 - List of forms used by employers / agents		137
Appendix 3 - Weekly and monthly income tax calendars		138
Appendix 4 - PAYE and USC Regulations		140
Appendix 5 - Commonly used terms		141

## Chapter 1 - Introduction

### 1.1 The Pay As You Earn (PAYE) system

The Pay As You Earn (PAYE) system is a method of tax deduction under which an employer calculates and deducts any income tax due each time a payment of wages, salary etc. is made to an employee.

In addition, employers are obliged to calculate and deduct any liability to [Pay Related Social Insurance \(PRSI\)](#), [Universal Social Charge \(USC\)](#) and [Local Property Tax \(LPT\)](#).

Employers are obliged to operate the PAYE system where they make payments in excess of certain levels (see [Chapter 2](#) - Registration of employers for PAYE purposes).

Note: (1) Throughout this Guide, any reference to “employer” includes “occupational pension providers”

(2) Any reference to “employee” includes “occupational pensions recipients”

(3) Any reference to “RPN” means a “Revenue Payroll Notification” (see Appendix 5).

### 1.2 Overview

The PAYE system, first introduced in 1960, has been reformed and significant changes have been made in respect of employer reporting obligations. With effect from 1 January 2019, employers must report their employees’ pay and statutory deductions to Revenue, on or before the date they pay their staff. This will make it easier for employers to deduct, and pay at the right time, the correct amounts of Income Tax, Pay Related Social Insurance, Universal Social Charge and Local Property Tax. Forms P30, P45, P60 and P35 (end of year return) have been abolished and replaced by new procedures. These new procedures, which are detailed throughout this Guide, are summarised below:

#### **Revenue Payroll Notification (RPN)**

The Revenue Payroll Notification replaces the P2C - employer copy of the tax credit certificate. Further information in relation to the RPN can be found in Chapter 7 – Employers’ PAYE Records, and Appendix 5.

#### **Making a Payroll Submission to Revenue**

With effect from 1 January 2019, all employers are obliged to report their payroll to Revenue on or before the date they pay their staff. Further information on how employers may fulfil their reporting obligations is contained in [Chapter 15-New employees and employees re-commencing](#) and paragraph [19.3 - Making a payroll submission to Revenue](#)



**Making a correction to a Payroll Submission**

Detailed information on how to correct an error made in a payroll submission can be found in Chapter 7-Employers' PAYE Records.

**Making a post-cessation payment**

Chapter 8 provides information on how to report a payment made to an employee after the employment has ceased.

**Emergency Tax**

Chapter 9 contains information on new emergency tax procedures

**Taxation of Department of Employment Affairs and Social Protection (DEASP) income**

Chapter 11 outlines new procedures to be followed in relation to the taxation of certain DEASP income.

**Employer duties before the Income tax year commences**

Chapter 14 outlines new procedures to be followed before the start of the Income tax year.

**Commencement of an employee**

Chapter 15 outlines new procedures to be followed when commencing an employee.

**Cessation of an employee/death of an employee**

Chapter 16 details new procedures to be followed on cessation of an employment (including casual employees)/death of an employee.

**Payment methods**

Chapter 18 provides information on the available methods to make payment to Revenue - including the introduction of Variable Direct Debit.

**Employer duties during the year**

Chapter 19 provides information on ongoing employer responsibilities including details of how to make a payroll submission to Revenue.

**Revenue Online Service (ROS) Enhancements**

Chapter 20 provides information on additional services available to employers in ROS.

### 1.3 Brief outline of this Guide

This Guide sets out for employers the requirements of the PAYE system.

**Chapter 1 to Chapter 13** describe the system, define 'pay for PAYE purposes' and set out the normal procedures to be followed for tax, USC and LPT (Deduction in payroll).

**Chapter 14** sets out employers' duties before commencement of a new tax year.

**Chapter 15** explains the procedures for dealing with new employees and recommencing employees.

**Chapter 16** deals with employment cessations and related topics.

**Chapter 17** deals with Pay Related Social Insurance (PRSI).

**Chapter 18** is concerned with payment of tax, USC, PRSI and LPT to the Collector General.

**Chapter 19** sets out employers' duties during the tax year.

**Chapter 20** deals with the Revenue Online Service.

**Chapter 21** provides information related to the public service Additional Superannuation Contribution.

**Chapter 22** sets out employers' obligations with regard to PAYE Compliance.

### 1.4 Key messages for employers

Employers must:

- be registered as an employer (paragraph [2.1](#)).
- have an employee register on which all employees are listed (paragraph [7.1](#)).
- have a Revenue Payroll Notification (RPN) for all employees under their correct Personal Public Service Number (paragraphs [7.4](#) and [7.6](#)) Further information in relation to the Revenue Payroll Notification can be found in [Appendix 5](#).
- meet their filing and paying obligations (Chapters [14](#) – [19](#)).

In preparation for 1 January 2019, employers must also ensure that they have:

- Registered all of their employees with Revenue.
- Completed the P45 process for any employee who ceased employment with them on or before 31 December 2018.

- A ROS Digital certificate on the computer they use to run their payroll.
- Familiarised themselves with the payroll reporting requirements from 1 January 2019.

## 1.5 Income tax calendar

The income tax year commences on 1 January and ends on the following 31 December. Thus, week 1 is the period from 1 to 7 January inclusive; week 2 is the period from 8 to 14 January inclusive, and so on. Similarly, month 1 is the period from 1 to 31 January inclusive; month 2 is the period from 1 to 28/29 February inclusive, and so on. Weekly and monthly income tax calendars can be found in [Appendix 3](#) - Weekly and monthly income tax calendars.

## 1.6 PAYE forms

A list of the forms that are used by employers in payroll is given in [Appendix 2](#) - List of PAYE forms used by employers.

## 1.7 Determining the employment status of an individual

The law makes a distinction between a contract of employment (sometimes referred to as a 'contract of service') and a contract for service. Basically, a contract of employment applies to an employee-employer relationship, while a contract for service applies in the case of an independent – that is, self-employed - contractor.

A worker's employment status, that is whether they are employed or self-employed, is not a matter of choice. Whether someone is employed or self-employed depends upon the terms and conditions of the relevant engagement. In most cases it will be clear whether an individual is employed or self-employed. However, it may not always be so obvious. The criteria below should help in reaching a conclusion.

It is important that the job as a whole is looked at including working conditions and the reality of the relationship, when considering the guidelines. The overriding consideration or test will always be whether the person performing the work does so 'as a person in business on their own account'. Is the person a free agent with an economic independence of the person engaging the service?

### **Criteria used to determine if an individual is an employee**

While all of the following factors may not apply, an individual would normally be an employee if he or she:

- Is under the control of another person who directs as to how, when and where the work is to be carried out
- Supplies labour only
- Receives a fixed hourly/weekly/monthly wage

- Cannot sub-contract the work. If the work can be subcontracted and the subcontractor subsequently makes payments to an individual to carry out the work, the employer/employee relationship may simply be transferred on to the subcontractor/individual
- Does not supply materials for the job
- Does not provide equipment other than the small tools of the trade. The provision of tools or equipment might not have a significant bearing on concluding that employment status may be appropriate having regard to all the circumstances of a particular case
- Is not exposed to personal financial risk in carrying out the work
- Does not assume any responsibility for investment and management in the business
- Does not have the opportunity to profit from sound management in the scheduling of engagements or in the performance of tasks arising from the engagements
- Works set hours or a given number of hours per week or month
- Works for one person or for one business
- Receives expense payments to cover subsistence and/or travel expenses
- Is entitled to extra pay or time off for overtime.

**Criteria used to determine if an individual is self-employed**

While all of the following factors may not apply to the job, an individual would normally be self-employed if he or she:

- Owns their own business
- Is exposed to financial risk, by having to bear the cost of making good faulty or substandard work carried out under the contract
- Assumes responsibility for investment and management in the enterprise
- Has the opportunity to profit from sound management in the scheduling and performance of engagements and tasks
- Has control over what is done, how it is done, when and where it is done and whether they do it personally

- Is free to hire other people, on their terms, to do the work which has been agreed to be undertaken
- Can provide the same services to more than one person or business at the same time
- Provides the materials for the job
- Provides equipment and machinery necessary for the job, other than the small tools of the trade or equipment which in an overall context would not be an indicator of a person in business on their own account
- Has a fixed place of business where materials equipment etc. can be stored
- Costs and agrees a price for the job
- Provides their own insurance cover, for example, public liability cover, etc.
- Controls the hours of work in fulfilling the job obligations.

If there is any doubt as to whether a person is employed or self-employed, the employer should contact Revenue.

See also [The Code of Practice for determining the employment or self-employment status of individuals](#).

## 1.8 Assistance to employers

### 1.8.1 Revenue website

A comprehensive range of employer information, services and forms is available on [www.revenue.ie](http://www.revenue.ie) – see [Employing people](#)

### 1.8.2 Revenue Online Service (ROS)

The [ROS Help Centre](#) on [www.revenue.ie](http://www.revenue.ie) provides information and instructions on using ROS.

The ROS Technical Help Desk provides support to customers experiencing difficulties accessing ROS. The contact number is 01 738 3699 and for callers outside the Republic of Ireland, + 353 1 738 3699. You can also email ROS at [roshelp@revenue.ie](mailto:roshelp@revenue.ie) or access [MyEnquiries](#).

If you have access to MyEnquiries please click **Add a new Enquiry** and select 'Other than the above' and 'Revenue Online Service (ROS) Technical Support' from the dropdown options available.

Tax queries on the operation of PAYE should be addressed to the Employer Helpline (contact details hereunder).

### 1.8.3 National Employer helpline

An employer who does not find an answer to a query in relation to the operation of PAYE (income tax and Universal Social Charge) in this Guide can get further assistance from the National Employer helpline, contact details as follows:

**Telephone:** 01 738 3638 (+ 353 1 738 3638 if ringing from outside the Republic of Ireland)

**MyEnquiries:** Select 'Employers PAYE' in the 'My Enquiry Relates To' box.

### 1.8.4 Collector General

Queries relating to the payment of tax should be directed to the Collector General's Division:

**MyEnquiries** - available in myAccount or ROS

**Telephone:** 01 738 3663

If calling from outside the Republic of Ireland please phone + 353 1 738 3663

**Postal address:** Sarsfield House,  
Francis Street, Limerick.  
V94 R972

Queries relating to P35 end-of-year returns (for all years up to and including 2018) should be directed to the National Employer helpline at the numbers quoted above.

**MyEnquiries** - available in myAccount or ROS

**Telephone:** 01 738 3638 (+ 353 1 738 3638 if calling from outside the Republic of Ireland)

**Postal address:**  
Collector General's Division Sarsfield House,  
Francis Street,  
Limerick.  
V94 R972

### 1.8.5 PRSI queries

Revenue collects Pay Related Social Insurance (PRSI) contributions on behalf of the Department of Employment Affairs and Social Protection.

Queries relating to PRSI contributions should be directed to:

Scope Section,  
Department of Employment Affairs and Social Protection, Gandon House,  
Amiens Street,  
Dublin 1.

D01 A361

**Telephone:** 01 673 2585

If calling from outside the Republic of Ireland please phone + 353 1 673 2585

**email:** [scope@welfare.ie](mailto:scope@welfare.ie)

1.8.6 Contact telephone number for PAYE employees

Employees' PAYE affairs are dealt with in Personal Division - PAYE Services across multiple locations countrywide. The contact number for **all** PAYE employees, regardless of location, is 01 738 3636.

If calling from outside the Republic of Ireland PAYE employees can phone: + 353 1 738 3636.

See the [Contact us](#) page on the Revenue website for a full list of contact details.

---

---

## Chapter 2 - Registration of employers for PAYE purposes

### 2.1 Register of employers

Employers must register as an employer and deduct Income Tax/USC/PRSI as appropriate under the PAYE system on the making of a payment of emoluments to employees. See exception relating to domestic employment below (paragraph [2.2](#)).

(For the tax years up to and including the year 2018, a registration limit applied to employers (other than those referred to in paragraph [2.2](#)). See Tax and Duty Manual [Part 42-04-33](#) for additional information.)

An employer is also required to notify Revenue of their name and address and of the fact that they are making such payments within a period of 9 days after the date of commencement.

A company must register as an employer and operate PAYE on the income of directors even if there are no other employees. A director of an Irish incorporated company is liable to PAYE on any income attributable to the directorship irrespective of their residence status or where the duties of the directorship are performed.

Notification should be sent to the Revenue office responsible for the geographic location where the business is managed and controlled within 9 days from the date the employer is so liable.

See [Chapter 22](#) for information regarding employers' obligations in this regard.

### 2.2 Domestic employments

An individual who makes payments to an employee in a domestic employment where:

- the payments from that employment are less than €40 per week, and
- the employer has only one such

employee need not register as an

employer.

See Tax and Duty Manual [Part 42-04-33](#) for additional information.

### 2.3 e-Registration

eRegistration is a Revenue service that enables agents and customers to manage their Revenue registrations online. Tax registrations may be managed online by:



- individuals who are registered for [myAccount](#). Individuals who are not registered for myAccount, and require access to eRegistration, should register for myAccount in the first instance
- individuals and others that are registered for the Revenue Online Service (ROS)
- agents who are registered for ROS.

See our [eRegistration Guide](#) for further information.

All employers, with the exception of those who hold an e-filing exemption, are required to pay and file returns and payment electronically. An employer may be excluded from the obligation of mandatory electronic filing if it can be shown that they do not have the legally defined capacity to do so. See [Statutory Instrument \(S.I.\) No. 223 of 2011](#).

## 2.4 Registration by paper

Access to eRegistration is unavailable to certain applicants, as outlined below. Applicants in these categories should continue to submit paper applications to their Revenue office. These applicants include:

- individuals currently not eligible to register for myAccount
- non-assessable spouses
- where a non-resident director exists
- unincorporated bodies and non-profit organisations (for example schools, boards of management, charities)
- liquidators
- receivers
- executors
- collection agents
- re-registrations for Value-Added Tax (VAT) or Relevant Contracts Tax (RCT).

If you are unable to use eRegistration, you can register as an employer by completing one of the following paper forms:

[Form TR1](#) - if you are an Individual/Sole Trader or a Partnership, or

[Form TR1 \(FT\)](#) – if you are a non-resident individual, sole trader or partnership, or

[Form TR2](#) - if you are registering a company, or

[Form TR2 \(FT\)](#) – if you are a non-resident company, or

[Form PREM Reg](#) - if you are already registered for Income Tax (either as self-employed or as an employee) or Corporation Tax.

These forms are available from Revenue's Forms and Leaflets Service:

**email:** [custform@revenue.ie](mailto:custform@revenue.ie)

Complete the form and return it to Revenue and you will receive confirmation of your registration as an employer along with a registered number.

Note: All paper registration applications received, which could otherwise be completed online, will be returned with a request that the transaction be dealt with online.

## 2.5 Compulsory registration by Revenue

Where there is reason to believe that an employer is liable to register for PAYE purposes and has not done so, Revenue will register the employer and issue formal notice of registration. An employer who claims that they are not obliged to register for PAYE should object in writing to Revenue within 14 days from the date of service of the notice of registration.

Furthermore, in the event of failure to operate the PAYE system and where PAYE, USC and PRSI deductions are not made, Revenue may issue formal notice of estimation in respect of any amounts of PAYE, USC and PRSI not remitted. Further information on such estimates is provided in [Chapter 22](#) - PAYE (Employer) Compliance and [Chapter 19](#) - Employers' duties during the year.

## 2.6 Register of Employees

Employers are obliged to keep and maintain a Register of Employees. See paragraph [22.2](#) regarding the information that should be included in the Register.

## 2.7 Employer ceases to have employees

An employer who ceases to make payments to employees is obliged to notify Revenue of the fact within 14 days from the date of such cessation. This notification should be sent when the employer ceases to have employees and is unlikely to have employees in the future or when the employer's trade or business ceases. The instructions in paragraph [19.7](#) (Making a Payroll Submission to Revenue) and where necessary the instructions in [Chapter 16](#) (Cessation of Employment (including casual

employees)/ Death of an Employee) regarding the process to be completed when ceasing an employee should then be followed.

## 2.8 Death of an employer

Where an employer dies and there are no longer any employees (for example, if a business is discontinued) the executors or administrators should carry out the procedures set out in paragraph 2.7 above. If employees are retained (for example, if a business passes to a successor) paragraph 2.9 below applies.

## 2.9 Change of ownership of a business

Where a business is transferred by sale, assignment, bequest under a will etc., to another individual, partnership or body corporate, the new employer should advise Revenue accordingly if payments, as outlined in paragraph [2.1](#) are paid. A new registration number may be required in such cases.

## 2.10 Separate registration numbers for the same employer

There are a number of circumstances where an employer may find it convenient to have separate registration numbers for different groups of employees. For confidentiality reasons, an employer may choose to keep separate payroll records for different groups of employees, for example, directors, and to facilitate this process, a second registration number may be required. In addition,

- An employer who has one or more branches may find it convenient to have each branch separately registered for payroll purposes. The employer may only do this where the employees in each branch are paid from that branch and not from head office.
- An employer who keeps separate wages records for different groups of employees (for example: office, factory) may wish to make separate PAYE/USC/PRSI remittances and returns under a separate registration number for each group as all payroll submissions under each registration may be visible to the agent/payroll operator, depending on the ROS permissions available to each user.
- A limited company may wish to make separate PAYE/USC/PRSI remittances and returns under a separate registration number in respect of directors.

If any of the above applies, the employer should notify Revenue where separate registration is required for each branch, group, etc.

## 2.11 Payment

Ordinarily, an employer will remit the amounts due under each separate registration number to the Collector General. However, an employer may arrange with the Collector General to remit the total of those amounts under the principal 'head office' registration number if this is more convenient.

**Note:** The use of separate registration numbers for separate groups of employees rather than one registration number for all employees can involve extra work for the employer as they will be making separate returns to Revenue and to the Collector General.

If an employee transfers from one registration number to another, a cessation date must be provided on the payroll submission under the first employer registration number. Likewise, a commencement date will need to be provided on the payroll submission under the employer registration number to which the employee is transferring.

Any employer, other than an employer who pays a salary or wage to an employee to whom they already pay a pension, who is considering the use of more than one registration number, should discuss the matter with Revenue before formally applying for additional registration numbers.

## Chapter 3 - Definition of pay

### 3.1 Gross pay / Taxable pay

The PAYE system of tax deduction applies to all income from offices or employments (including directorships and occupational pensions) other than a few isolated cases where the employers concerned are given special instructions (see paragraph [3.8](#) regarding Exclusion Orders and paragraph [3.9](#) regarding employments carried on outside the State).

**Since 1 January 2018, income from an office/employment is chargeable to tax on a receipts basis. This means that the income is subject to tax, USC and PRSI when it is received, regardless of when it is earned. Income received by a proprietary director is still taxed on an earnings basis. Employers must, however, operate PAYE on the director's salary at the time of payment and report this payment to Revenue on or before the date it is paid.**

With effect from 1 January 2019, all employers are obliged to report their payroll to Revenue on or before the date they pay their staff. See paragraph [19.3 - Making a payroll submission to Revenue](#).

A PRSI contribution is payable through the PAYE system for all persons dealt with under the PAYE system. (See leaflet [SWI4](#) issued by the [Department of Employment Affairs and Social Protection](#)).

The terms 'gross pay' and 'taxable pay' as used in this Guide have the following meanings:

**Gross Pay** is the employee's pay of any kind as described in paragraph [3.6](#) before any deductions are made by the employer.

**Taxable pay** is the amount of an employee's gross pay less any ordinary contributions made by the employee to a:

- Revenue Approved Superannuation Scheme
- Revenue Approved Permanent Health Benefit (Income Continuance) Scheme
- Personal Retirement Savings Account (PRSA) that are deducted by the employer
- Retirement Annuity Contract (RAC) that are deducted by the employer and
- Salary sacrificed for a Travel Pass Scheme (paragraph [3.7.1](#)) or a Cycle to Work Scheme (paragraph [3.7.7](#)).

These amounts are deducted from gross pay by the employer before tax is calculated.

## 3.2 Employees' superannuation contributions

### **Ordinary contributions**

An employee's ordinary contributions to a superannuation fund or scheme are allowable for income tax purposes if the fund or scheme has been approved by Revenue. Details of new schemes should be submitted for approval to:

Office of the Revenue Commissioners,  
Financial Services (Pensions),  
Large Cases Division,  
Ballaugh House,  
73–79 Lower Mount St. Lower,  
Dublin 2.  
D02 PX37

email: [lcdretirebens@revenue.ie](mailto:lcdretirebens@revenue.ie)

Telephone: 00 353 1 6131800

The employer is advised when approval has been given. Gross pay for tax purposes should not be reduced by the amount of the employee's superannuation contributions unless Revenue advises the employer that it is in order to do so or until approval is received.

### **Notes:**

Employee contributions to occupational pension schemes and other pension arrangements do not qualify for USC and PRSI (employee and employer) relief.

Tax, USC and PRSI should not be applied to pension contributions paid by an employer on an employee's behalf to a Revenue approved occupational pension scheme.

### Special contributions

An employee's special contributions, such as lump sum payments (or instalments of lump sums) to an approved superannuation fund or scheme may also qualify for tax relief. However, an employer should not treat such special contributions as reducing pay for tax purposes. Any tax relief, which is due to the employee, will be given as part of their tax credits.

### Additional Voluntary Contributions (AVC)

Some employees who are members of occupational pension schemes may opt to make regular additional voluntary contributions (AVCs) from their salaries. Tax relief may be granted by way of the net pay arrangement. This means that tax deductions will be calculated on wages or salary net of additional voluntary contributions. (There is no relief from USC or PRSI). Employers must ensure that the combined contributions, for example, normal contributions plus Additional Voluntary Contributions do not exceed the following age based percentage ceilings and earnings ceiling.

### Ceilings on contributions

Age	% of Net Relevant Earnings
Under 30	Up to 15%
Between 30 and 39	Up to 20%
Between 40 and 49	Up to 25%
Between 50 and 54	Up to 30%
Between 55 and 59	Up to 35%
60 and Over	Up to 40%

### Earnings ceiling

In addition to the age based percentage ceilings above, the annual earnings ceiling, which applies for the purpose of tax relief on contributions to pension products, is €115,000.

#### Note:

The taxable portion of a termination payment is not relevant earnings for the purposes of calculating the ceiling on pension contributions. Pension contributions paid by an employer on an employee's behalf to a Revenue approved occupational pension scheme are ignored for the purposes of calculating the maximum tax relief due.

### Personal Retirement Savings Account (PRSA)

A Personal Retirement Savings Account (PRSA) is a long-term savings account, designed to assist people to save for their retirement and is available from PRSA providers whose products have been approved jointly by the Pensions Board and Revenue.

If an employer does not provide an occupational pension scheme for an employee they are obliged to provide access to at least one Standard PRSA.

Where qualifying PRSA contributions are deducted by the employer, the net pay arrangement will apply. This means that tax deductions will be calculated on wages or salary net of PRSA contributions.

Where qualifying PRSA contributions are not deducted by the employer, the employee can claim tax relief directly from Revenue. Tax relief will be allowed through the PAYE system, as an additional tax credit.

Employee contributions to a PRSA do not qualify for USC and PRSI (employee and employer) relief.

### **Employer contributions to an employee's PRSA**

Even though an employer's contributions to an employee's PRSA are a taxable benefit in kind in the hands of the employee, the contributions are not subject to PAYE.

The contributions are not chargeable to PRSI and with effect from 1 January 2016, they are not chargeable to USC. (Prior to 1 January 2016, such contributions were chargeable to USC).

An employer's contributions to an employee's PRSA qualifies for tax relief.

### **Retirement Annuity Contract (RAC)**

An individual may pay a premium under a Retirement Annuity Contract (RAC) to provide a pension for their old age or for the benefit of their spouse or dependents.

Where contributions to an RAC are deducted directly from an employee's pay, the employer can give tax relief at source under a 'net pay' arrangement. This means that tax deductions will be calculated on wages or salary net of RAC contributions. This only applies where there is no occupational pension scheme in place. If there is an occupational scheme in place the employer must apply tax before the RAC deduction is made.

If an individual is making contributions to an RAC and a PRSA, the above ceilings on contributions apply to the combined amount paid on both.

Employee contributions to a RAC do not qualify for USC and PRSI (employee and employer) relief.

### **Permanent Health Benefits**

An individual who pays a premium on a policy to secure the continuance of income and payment of benefits during disablement through accident, injury or sickness may

claim tax relief in respect of the premiums paid. The policy must be approved by Revenue as a Permanent Health Benefit Scheme.

Where qualifying Permanent Health Benefit contributions are deducted by the employer, the net pay arrangements apply in respect of tax deduction. This means that tax deductions will be calculated on wages or salary net of Permanent Health Benefit contributions. The tax relief due is limited to 10% of the individual's total income for the tax year.

Employees' contributions to Revenue-approved Permanent Health Insurance and Income Continuance Plans (not private health insurance companies) do not qualify for USC and PRSI (employee and employer) relief.

Where an employee is absent from work and receives a payment from a Revenue-approved permanent health benefit scheme, the payment is subject to tax and USC. The payment is not subject to PRSI.

### 3.3 Deductions from gross pay in calculating taxable pay

Apart from the following:

- ordinary superannuation contributions
- Additional Voluntary Contributions
- Revenue approved permanent health (income continuance) deductions
- Personal Retirement Savings Accounts
- Retirement Annuity Contracts
- salary sacrificed for a Travel Pass Scheme (paragraph [3.7.1](#)) or a Cycle to Work Scheme (paragraph [3.7.7](#)),

no other deductions made from pay should be taken into account in calculating employees' taxable pay.

An employee may claim a tax credit from Revenue for expenses that are wholly, exclusively and necessarily incurred in the performance of the duties of the employment. If due, it will form part of their tax credits and cut-off point and will not reduce the employee's taxable pay (see [Chapter 4](#) - Expenses Payments Paid to Employees).

### 3.4 Pay for USC purposes

The USC is a tax payable on gross income, including notional pay and before pension contributions. See [Universal Social Charge](#).



### 3.5 Pay for PRSI purposes

A PRSI contribution is payable through the PAYE system for all persons dealt with under the PAYE system.

Employee contributions to occupational pension schemes and other pension arrangements do not qualify for PRSI (employee and employer) relief.

Tax, USC and PRSI must be operated by employers in respect of the taxable value of most benefits-in-kind and other non-cash benefits provided by them for their employees. See paragraph [3.6.1](#).

Information regarding the PRSI system are provided in leaflet [SW3](#) – Employers’ Guide to PRSI Contributions, issued by the Department of Employment Affairs and Social Protection (DEASP). Details of the percentage rates of PRSI contributions can be found in leaflet [SW14](#) issued annually by DEASP.

### 3.6 What pay includes

- Pay includes the following:
- Emoluments
- Restrictive covenants
- Remuneration
- Pay during illness
- Salary
- Holiday pay
- Wages
- ‘Danger money’
- Fees
- ‘Dirty money’
- Arrears of pay
- ‘Tea money’
- Pension

- 'Height money'
- Bonuses
- 'Walking money'
- Overtime
- 'Site allowances'
- Commission
- 'Travelling time money'
- Christmas boxes
- Benefits-in-kind
- 'Tool money'
- Any non-cash benefits
- Non-cash emoluments
- And other like allowances or payments.

### 3.6.1 Non-cash payments

Most benefits-in-kind (for example, the private use of a company car, free or subsidised accommodation, preferential loans) received from an employer are taxable, if the employee's total pay (including the value of the benefit) is €1,905 or more in any tax year. Where a director receives such benefits, the benefits are taxable regardless of the level of payment. Benefits, which an employer provides for any member of an employee's family or household, are also taxable.

Shares (including stock) received by employees, being shares or stock in the employer company or in a company controlling the employer company, are taxable but not within the scope of the PAYE system of deduction at source, that is, the employee must account for the tax due directly to Revenue. All other shares given by employers to employees are within the scope of the PAYE system.

In addition, employees and directors are chargeable to tax in respect of 'perquisites' from their employment, that is, payment in non-money form that is convertible into money or money's worth, for example, vouchers in various forms, the payment of bills, club subscriptions and medical insurance premiums on an employee's behalf.

Further information is available in the [Benefit in kind \(BIK\) for employers](#) section on the Revenue website.

**Notional pay**

The value of any non-cash benefit or perquisite (called 'Notional Pay') must be added to pay and tax, USC and PRSI must be applied in the normal way.

**Valuation of benefits**

The general rule for establishing the value of a taxable benefit (that is, notional pay which will be liable to tax, USC and PRSI) is to take the higher of

- the expense incurred by the employer in connection with the provision of the benefit to the employee, or
- the value realisable by the employee for the benefit in money or money's worth, less any amount made good to the employer by the employee.

**Small benefits**

Where an employer provides an employee with a small benefit, that is, a benefit with a value not exceeding €500, tax, USC and PRSI need not be applied to that benefit. No more than one such benefit given to an employee in a tax year will qualify for such treatment. Where a benefit exceeds €500 in value the full value of the benefit is to be subjected to tax, USC and PRSI. This concession does not apply to cash payments regardless of the amount.

**Non-cash emoluments**

The pay figure on the payroll submission for each employee should include any taxable benefit received by that employee during the pay period. In addition, the total amount of taxable benefits should be shown under the relevant heading on the payroll submission

The payroll submission has two data fields that are required to be updated, where relevant, for each employee, relating to taxable benefits and share based remuneration that are included in "Taxable Pay":

- **Company Share-based Remuneration**  
The value of any share-based remuneration - consisting of shares in the employer company or a company that controls the employer company – which is included in 'Taxable Pay' is to be shown separately under the relevant heading on the payroll submission.
- **Taxable Benefits**  
The value of any non-cash benefits, for example private use of a company car, free or subsidised accommodation, preferential loans, shares in companies not owned or controlled by the employer is to be shown separately under the relevant heading on the payroll submission.

### 3.6.2 Any liability of an employee which is paid by the employer

If, for example, the employee's share of the PRSI contribution is paid by the employer instead of being deducted from the employee's pay, this amount is regarded as additional pay for the employee and is liable to tax, USC and PRSI.

### 3.6.3 'Tax free' payments

An employer should always deduct tax from pay unless they are otherwise advised by Revenue. If an employer makes payments on a 'free of tax' basis, the pay for tax, USC and PRSI purposes is the amount which, after deduction of the correct tax, USC and PRSI, would give the amount actually paid to the employee, that is, the amount actually paid to the employee should be re-grossed to arrive at the figure of pay to be taken into account for tax, USC and PRSI purposes.

### 3.6.4 Payments towards the cost of travelling between home and work

Payments made by the employer to the employee in respect of the cost of travelling between the employee's home and normal place of employment must be treated as pay (except in the case of a travel pass scheme – see paragraph [3.7.1](#) - Salary Sacrificed for a travel pass scheme).

### 3.6.5 Round sum expenses payments

Round-sum expenses payments made to employees, including directors, must be treated as pay and taxed accordingly. See [Chapter 4](#) - Expenses Payments Paid to Employees.

### 3.6.6 Certain premiums under pension and insurance schemes

In certain circumstances premiums paid by an employer under pension or insurance schemes or under arrangements with individual employees may be treated for tax purposes as income of the employee. An employer who has not already been advised as to their treatment for tax purposes should consult Revenue – see the [Contact us](#) section of the Revenue website for contact details.

### 3.6.7 Service charges in hotels etc. paid out by/on behalf of the employer

Gratuities from customers (for example, service charges in hotels, tips in restaurants) paid to the employer and subsequently paid out to an employee should be included in pay for the income tax week or month in which they are paid out.

### 3.6.8 Wages payments in advance or on account

Payments in advance or on account (including drawings in advance or on account of a director's remuneration and payments to or on behalf of a director in advance of the voting of remuneration) are pay for PAYE purposes. These payments are taxed as income of the income tax week or month in which they are paid and are subject to the operation of PAYE for that week or month. The employer must use the latest Revenue Payroll Notification (RPN) to calculate the statutory deductions and a payroll submission must be made to Revenue each time an advance payment is made.

When the remuneration is subsequently paid (or in the case of a director, voted) any excess over the payment already paid in advance should be treated as pay in the income tax week or month in which it is paid or voted. This remuneration is subject to the operation of PAYE for that week or month even though it may be in a later income tax year than the one in which the payment on account was paid.

### 3.6.9 Pay credited to an employee's or director's account

Pay credited to the bank account of an employee or company director is pay for PAYE purposes, as is remuneration voted to a director which is credited to an account with the company on which they are free to draw or which is applied in reduction of a debt due by them to the company.

If the debt due to the company arose from the debiting of the director's account with the payments in advance or on account mentioned in paragraph 3.6.8, any excess of the amount credited over the advance payment is, for PAYE purposes, regarded as pay of the income tax week or month in which it is received.

### 3.6.10 Payments made to an employee absent due to illness

Salary, wages etc. paid to an employee when absent from work owing to illness are pay for PAYE purposes.

Where an employee is absent from work due to illness and receives, or is entitled to receive, Illness Benefit, Occupational Injury Benefit or Partial Capacity Benefit, these amounts are also taxable in the hands of the employee. Revenue will issue an amended RPN to employers where the DEASP advise that the employee is in receipt of one of the above payments. The duties of the employer in relation to the operation of PAYE in such cases is detailed in paragraph [11.12](#).

### 3.6.11 Certain lump sum payments made on retirement or on leaving office (including pay in lieu of notice)

A lump sum payment made on retirement or removal from employment should be treated as pay for tax purposes to the extent that the payment (or the total of such payments if more than one is made) exceeds the greater of:

- Basic Exemption
- Increased Exemption (if due)
- SCSB (Standard Capital Superannuation Benefit).

#### **Lifetime limit of €200,000**

As and from 1 January 2011, the maximum tax-free amount of a retirement lump sum is €200,000. This tax-free amount is a lifetime limit and encompasses all retirement lump sums paid to an individual on or after 7 December 2005. For more information, see [Chapter 27](#) of the [Pensions Manual](#).

**Basic exemption**

The basic exemption is €10,160 plus €765 for each complete year of service. Service before and after a career break may be added together for the purposes of determining a complete year of service. The periods where the person was on the career break would not be included. For persons who job-share, there is no apportionment to take account of the part-time nature of the employment - that is they are credited with years' service as if they worked full-time.

Where the terms of the severance specify that the payment is in respect of employment in group companies and the employee worked for such companies within the State, then those years of service can be taken into account in calculating the number of years' service for the purpose of the basic exemption.

**Payment in lieu of notice**

Where a payment in lieu of notice is made as well as an ex-gratia lump sum payment, the excess of the sum of the two payments over the basic exemption should be treated as pay for tax purposes. However, where the contract of employment provides for a payment of this kind on termination of the contract, whatever the circumstances, such payment is chargeable to income tax in the normal way without the benefit of the exemption and reliefs mentioned above.

**Increased exemption**

An employee may be entitled to an increased exemption of up to €10,000, if they

1. have not in the previous ten years claimed relief in excess of the basic tax-free exemption, and
2. are not a member of an occupational pension scheme, or, if a member of a scheme, the employee has irrevocably given up the right to receive a lump sum from such a scheme.

If an employee receives or is entitled to receive, a pension lump sum then the additional exemption is reduced by the amount of the pension lump sum receivable. Where the pension lump sum is receivable in the future, its actuarial value is taken into account. In practice, the administrator of the pension scheme provides details of the lump sum payable under the scheme or its actuarial value.

Note: Revenue approval does not have to be sought before including this increase in basic exemption.

**SCSB (Standard Capital Superannuation Benefit)**

SCSB is a calculation of the employee's average yearly pay for the three years (36 months) up to the date of termination of the employment.

SCSB is an additional relief your employee may be entitled to. It benefits employees with high earnings and long service. SCSB is calculated at 1/15 of the average annual pay for the last 36 months in employment. This is multiplied by the number of full

years of service. Any tax free lump sums received are subtracted from this benefit. See Tax and Duty Manual [Part 05-05-19](#) for further information.

#### Note 1

The following lump sum payments are not taxable:

- a) Payments on death in service
- b) Lump sums paid under approved Superannuation Schemes
- c) Statutory Redundancy Payments
- d) Payments where an employment has been terminated on account of injury or disability (age is not regarded as a disability for this purpose)
- e) Certain termination payments in respect of an employment in which there was Foreign Service, provided certain conditions are met
- f) Certain payments made under Employment Law, see Revenue's Tax and Duty manual [Part 07-01-27](#) (Exemption from income tax in respect of certain payments made under employment law).

#### Note 2

In relation to payments mentioned in a) and d) above, employers are required to report these as follows:

Details of lump sum payments made by employers to office holders and employees on account of death, injury or disability, and treated by employers as exempt, must be reported to Revenue on the next payroll submission following the date of payment.

The following information should be forwarded separately to the employee's/office holder's Revenue office:

- the name and address of the person to whom the payment was made
- the Personal Public Service (PPS) Number of the person who received the payment
- the amount of the payment made
- the basis on which the payment is not chargeable to tax, indicating the extent of the injury or disability, as the case may be.

Employers should consult Revenue before payments are made under d), e), or f), without deduction of tax.

### 3.6.12 Lump sum payments made to an employee as compensation for change in working procedures

This applies to any payment chargeable to tax under Schedule E that is made to an employee to compensate them for:

- a reduction or possible reduction of future pay arising from a reorganisation of the employer's business, for example, a loss of promotional prospects, with attendant loss of possible higher earnings
- a change in working procedures or working methods. Examples might be the introduction of new technology or agreed changes in working methods
- a change in duties, for example, a machinist agreeing to load raw materials or to pack the finished product
- a change in the rate of pay, for example, the introduction of a (higher) basic salary in substitution for a basic salary and commission
- a transfer of the employee's place of employment from one location to another.

The employer must treat all of any such lump sum payment as pay for income tax purposes. The employee may apply to Revenue for tax relief, if due, after the end of the tax year.

### 3.6.13 Payments to election workers

Payments made to individuals employed by Returning Officers in respect of work carried out in relation to elections and referenda are chargeable to tax under Schedule E.

Consequently, tax, USC and PRSI must be deducted at source under the PAYE system from these payments when they are paid. The payer must ensure that the latest RPN is used when calculating the statutory deductions from these payments and a payroll submission must be made to Revenue on or before the date the payment is made.

### 3.6.14 Foreign sourced employment income

Foreign sourced employment income (including taxable benefits) attributable to the performance in the State of the duties of a foreign employment are chargeable to income tax under the PAYE system.

See [Chapter 5](#) - Treatment of Foreign Sourced Employment Income.



### 3.7 Items not to be treated as pay

The following items should not be regarded as pay for income tax purposes.

#### 3.7.1 Salary sacrificed for a travel pass scheme

PAYE, USC and PRSI deductions should not be applied to the value of certain monthly or annual bus, train, LUAS and ferry passes provided by an employer to employees for use on a licensed passenger transport service within the State.

##### **Expense of providing the travel pass must be incurred by the employer**

The employer must incur the expense of providing the travel pass to the employee. It will not be sufficient for an employer to purchase a pass and recover the cost from the employee - in such circumstances the expense will have been incurred by the employee.

An employer will be considered to have incurred the cost of the travel pass where a salary sacrifice arrangement is in place. The term salary sacrifice is generally understood to mean an arrangement under which an employee agrees with the employer to take a cut in pay and in return the employer provides a benefit of a corresponding amount to the employee (in this case a bus/rail/LUAS/ferry pass).

##### **Salary sacrifice in the specific context of travel passes**

In the specific context of the provision of travel passes Revenue is prepared to regard salary sacrifice arrangements which meet the conditions set out below as being effective for tax purposes:

- There must be a bona fide and enforceable alteration to the terms and conditions of employment (exercising a choice of benefit instead of salary)
- The alteration must not be retrospective and must be evidenced in writing
- There must be no entitlement to exchange the benefit for cash
- The choice exercised (that is, a benefit instead of cash) cannot be made more frequently than once a year and then only with the consent of the employer.

See Tax and Duty Manual [Part 05-13-11](#) for further information.

#### 3.7.2 Rent-Free Accommodation

A taxable benefit will not arise where an employee (but not a director) is required by the terms of their employment to live in accommodation provided by the employer in part of the employer's business premises so that the employee can properly perform their duties ('better performance test'), and either:

- the accommodation is provided in accordance with a practice which, since before 30 July 1948, has commonly prevailed in trades of the class in question as respects employees of the class in question, or

- it is necessary, in the particular class of trade, for employees of the class in question to live on the premises.

**It is accepted that the 'better performance test' is met in practice where:**

- the employee is required to be on call outside normal hours, and
- the employee is in fact frequently called out, and
- the accommodation is provided so that the employee may have quick access to the place of employment.

**Examples of such employees include:**

- managers or night care staff in residential or respite centres (where such centres are not nursing facilities)
- governors and chaplains in prisons
- caretakers living on the premises (where they are in a genuine full-time caretaking job).

### 3.7.3 Lump Sum weekly payment or resettlement allowance

Where a redundant employee is entitled to such a payment or allowance under the Redundancy Payments Act 1967, this payment/allowance shall not be treated as pay for tax, USC or PRSI purposes.

### 3.7.4 Reimbursement of expenses incurred by the employee

Reimbursement of expenses incurred by the employee in the performance of the duties of their employment, in certain circumstances, can be made free of tax. See [Chapter 4](#) - Expenses Paid to Employees.

### 3.7.5 Annual membership fees paid to a professional body

Where an employer pays a membership fee to a professional body on behalf of an employee or reimburses such a fee to an employee, deductions of Income Tax, PRSI and USC need not be made from pay in respect of the amount reimbursed or the notional income amount attributable to the cost of such annual membership or registration fee where the membership is **wholly, exclusively and necessarily for the purpose of his or her employment**. Where it is not a qualifying subscription, it should be included on the payroll submission as a benefit-in-kind payment at the time it is paid to the employee or paid on the employee's behalf.

For further information, see Tax and Duty Manual [Part 05-02-18](#) (Deduction for expenses in respect of annual membership fees paid to a professional body).

### 3.7.6 Refunds of superannuation contributions

An employee's superannuation contributions, which, in accordance with the rules of the fund or scheme, are refunded to the employee on leaving the employment, are not to be treated as pay. The administrator of the fund or scheme will be required to account for tax on the refund (at present 20% of the gross refund). Separate collection arrangements, outside the PAYE system, apply in this case.

### 3.7.7 Provision of Bicycles for Directors and Employees – Exemption from Income Tax in respect of Benefit-In-Kind

A tax incentive was introduced, aimed at encouraging more employees to cycle to and from work. This tax incentive exempts from income tax the benefit-in-kind arising from the provision of a bicycle/bicycle safety equipment by an employer to an employee or director, where the bicycle/associated safety equipment is used by the employee or director mainly for qualifying journeys.

#### **Limit of €1,000**

A limit of €1,000 applies on the amount of expenditure an employer can incur in respect of any one employee or director. Where an employer spends in excess of €1,000 only the first €1,000 is exempt from the benefit-in-kind charge.

Delivery charges in respect of the bicycles/safety equipment are also covered by the exemption provided the maximum value of the benefit, including delivery charges, does not exceed €1,000. Where the cost exceeds this amount, a benefit-in-kind charge applies to the balance.

#### **5-year period**

The exemption from income tax, USC and PRSI in respect of the benefit-in-kind can only be availed of once in any five-year period by an employee or director.

Where an employer incurs an expense of less than €1,000 in year one in the provision of a bicycle and/or associated safety equipment, and incurs further costs within a 5-year period, the employee will not be able to claim the exemption in respect of the difference between €1,000 and the amount spent by the employer within the 5-year period.

#### **Qualifying journeys**

The bicycle/safety equipment must be used by the employee or director mainly for qualifying journeys. This means the whole or part (for example, between home and train station) of a journey between the employee's or director's home and normal place of work, or between his or her normal place of work and another place of work. While an employer will not be required to monitor the use of the bicycle/safety equipment, the employer will be required to obtain a signed statement from the employee or director that the bicycle is for his or her own use and will be used mainly for qualifying journeys.

**Qualifying bicycles/safety equipment**

The exemption covers pedal bicycles and tricycles, and pedelecs (an electrically assisted bicycle which requires some effort on the part of the cyclist in order to affect propulsion). It does not cover motorbikes, scooters or mopeds.

The following safety equipment is also covered by the exemption:

- Cycle helmets which conform to European standard EN 1078
- Bells and bulb horns
- Lights, including dynamo packs
- Mirrors and mudguards to ensure rider's visibility is not impaired
- Cycle clips and dress guards
- Panniers, luggage carriers and straps to allow luggage to be safely carried
- Locks and chains to ensure cycle can be safely secured
- Pumps, puncture repair kits, cycle tool kits and tyre sealant to allow for minor repairs
- Reflective clothing along with white front reflectors and spoke reflectors.

**Provision of bicycles/safety equipment to all employees and directors**

The exemption only applies where bicycles/safety equipment are made available by the employer generally to all of its directors and employees.

**Purchase of bicycles/safety equipment**

The employer must purchase the bicycle/safety equipment. The exemption does not apply where an employee or director purchases bicycle/safety equipment and gets reimbursed by his or her employer.

**Salary sacrifice arrangements**

Similar to the travel pass scheme, an employer and employee may enter into a salary sacrifice arrangement whereby the employee agrees to forego part of his or her salary to cover the costs associated with the purchase of the bicycle/safety equipment. In such circumstances, the employee will not be liable to tax, USC or PRSI on the salary forgone. Where salary sacrifice arrangements are used, they must be completed over a maximum of 12 months from the date of provision of the bicycle/safety equipment.

In the specific context of the provision of bicycle/bicycle safety equipment, Revenue will be prepared to regard salary sacrifice arrangements which meet the following conditions as being effective for tax purposes:

- There must be a bona fide and enforceable alteration to the terms and conditions of employment (exercising a choice of benefit instead of salary)
- The alteration must not be retrospective and must be evidenced in writing
- There must be no entitlement to exchange the benefit for cash
- The choice exercised (that is, a benefit instead of cash) cannot be made more frequently than once in a 5-year period
- The choice exercised (that is, a benefit instead of cash) must be irrevocable for the relevant year for which it is made.

#### **VAT on bicycles/safety equipment purchased for employees and directors**

An employer is liable to pay VAT on bicycles/safety equipment purchased for employees and directors. The employer cannot claim an input credit in respect of the VAT payable as the bicycles are not used for the purposes of taxable supplies.

#### **Employer records**

The purchase of bicycles and associated safety equipment by employers for directors and employees is subject to the normal Revenue audit procedure with the normal obligations on employers to maintain records (for example, delivery docket, invoices, payments details, salary sacrifice agreements between employer and employee, signed statements from employees that the bicycle/bicycle safety equipment is for own use and will be used for travelling to and from work).

An employer does not have to notify Revenue that they are providing bicycles/safety equipment for directors and employees.

See Tax and Duty Manual [Part 05-04-08](#) for further information.

### **3.8 PAYE Exclusion Orders**

A PAYE Exclusion Order is a certificate issued to an employer authorising the employer to pay emoluments without the deduction of tax and USC. For example, a PAYE Exclusion Order may be issued where an employee of an Irish company goes abroad for an extended period and ceases to be liable to income tax in the State due to their non-resident status. A Revenue Payroll Notification (RPN) will not be made available to employers in respect of employees for whom a PAYE Exclusion Order is in place.

The employer must submit full details in writing to Revenue.

An Exclusion Order is not the same as Tax Exemption and Marginal Relief - see paragraph [9.8](#).

For further information regarding PAYE Exclusion Orders, see Tax and Duty Manual

---

---

[Part 42-04-01. RevNET version Part 42-04-01](#)

### **PRSI where an Exclusion Order is issued**

Where a PAYE Exclusion Order has issued to an employer relieving the employer of the obligation to make PAYE deductions from certain emoluments, a liability to PRSI (both employee and employer) may still arise. Any PRSI contributions due may be deducted and remitted through the PAYE system even though no income tax is being deducted. However, employers are not obliged to do so. Any individuals for whom this presents difficulties should contact the Special Collection Section to make arrangements to remit any PRSI directly to that section instead of through the PAYE system. For clarification on whether PRSI contributions are due and on how they should be remitted, employers should be directed to:

Special Collection Section  
Department of Employment Affairs and Social Protection  
Government Buildings,  
Cork Road,  
Waterford.  
P51 FH21

LoCall: 1890 690 690 (from the Republic of Ireland)  
Telephone: + 353 1 4715898 (if ringing from outside the Republic of Ireland)  
email [e101spc@welfare.ie](mailto:e101spc@welfare.ie)

The contact details are printed on all PAYE Exclusion Orders.

It is not necessary to forward a copy of the PAYE Exclusion Order to the Department of Employment Affairs and Social Protection.

### **Making a payroll submission where a PAYE Exclusion Order is issued**

- **Employers who use payroll software to make payroll submissions to Revenue**  
Where an Exclusion Order is in place for any period in the tax year, the employee should be included on the payroll submission and the Exclusion Order value on the payroll submission should be set to “true”.
- **Employers who make payroll submissions to Revenue using the Revenue Online Service (ROS) Online Form**  
Employers who make payroll submissions using this option are **not** required to indicate the existence of an Exclusion Order for an employee on the payroll submission.
- **Employers who have an exemption from electronic filing**  
Where the employer holds an Exclusion Order for an employee, they should indicate this by selecting ‘yes’ in the appropriate section on the payroll submission form.

An RPN will not be made available where a PAYE Exclusion Order is in place.

If an Exclusion Order is in place for a full tax year, the taxable pay and gross pay for USC should be recorded as nil.

If an Exclusion Order is in place for only part of the tax year, the employer must request the latest RPN and enter:

- Taxable Pay
- Tax deducted
- Gross Pay for USC
- USC deducted

in respect of the employee on each payroll submission for which there is no Exclusion Order in place. The employer should ensure that, prior to running the payroll, the latest RPN is used when calculating the employee's statutory deductions.

All PRSI deducted from the employee in payroll should be included on the payroll submission. The PRSI class(es) and the number of insurable weeks should also be included.

### 3.9 Employees who are exempt from paying PRSI

- **Employers who use payroll software to make payroll submissions to Revenue**  
Where the employee had a PRSI Exemption, the value of the relevant line item on the payroll submission should be set to "True". A reason for the PRSI exemption must also be provided.
- **Employers who make payroll submissions to Revenue using the Revenue Online Service (ROS) Online Form**  
Employers who make a payroll submission to Revenue using this option should indicate that the employee is exempt from PRSI by selecting "Yes" under the heading 'PRSI Exempt'. A further input screen will open at which point the employer should indicate the reason for the PRSI exemption by selecting the appropriate option.
- **Employers who have an exemption from electronic filing**  
Employers who make a payroll submission by paper means should tick the relevant boxes to indicate that (a) the employee is exempt from PRSI and (b) the reason for the exemption.

### 3.10 Employment carried on outside the State

#### **PAYE**

Where an employee is going to work for the employer outside the State the employer should notify Revenue who will advise the employer as to whether PAYE should be operated.

#### **PRSI**

Advice as to whether PRSI contributions are due can be obtained from:

The Department of Employment Affairs and Social Protection,  
Scope Section,  
Gandon House,  
Amiens Street,  
Dublin 1.  
D01 A361

Telephone: 01 673 2585 (from the Republic of Ireland)  
+ 353 1 673 2585 (if ringing from outside the Republic of Ireland)

email [scope@welfare.ie](mailto:scope@welfare.ie)



## Chapter 4 - Expenses payments paid to employees

### 4.1 Flat rate (employment) expenses

[Flat Rate Expenses](#) are expenses that are incurred in the performance of the duties of the employment and are directly related to the 'nature of the employee's employment'. A standard flat rate expenses allowance is set for various classes of employee. For example, airline cabin crews are granted flat rate expenses of €64 per annum (2018). The amount of the deduction is agreed between Revenue and representatives of groups or classes of employees (usually the employees are represented by trade union officials). The agreed deduction is then granted to all employees of the class or group in question by Revenue and included on their tax credit certificates.

### 4.2 Expenses payments made to the employee - round sum

Round-sum expenses payments (pre-determined lump sum expenses payments) whether paid weekly, monthly, yearly or otherwise, which are paid to the employee to cover expenses, must be treated as pay, taxed accordingly and included as part of the payroll submission for the period it is paid.

An example of a round sum payment is where an employer agrees to pay, say €300 per month in addition to basic salary in order to cover expenses. This €300 must be treated as pay. If the employee incurs allowable expenses they may claim a deduction from Revenue by submitting details of the expenses incurred wholly, exclusively and necessarily in the performance of the duties of the employment.

### 4.3 Expenses payments made to directors

Unvouched or round sum expenses payments (pre-determined lump sum payments) whether paid weekly, monthly, yearly or otherwise, which are paid to directors to cover expenses, must be treated as pay, taxed accordingly and included as part of the payroll submission for the period it is paid.

### 4.4 Reimbursement of expenses other than expenses of travel and subsistence

Payments made to the employee, being reimbursement of expenses other than expenses of travel and subsistence, which are no more than reimbursement of vouched expenses, incurred by the employee in performing the duties of the employment, should not be treated as pay. Expenses which are not treated as pay must not only be incurred in the performance of the duties of the employment but must also be wholly, exclusively and necessarily so incurred.

Staff entertainment expenses do not qualify for relief; consequently, any reimbursement of entertainment expenses must be treated as pay and included as part of the payroll submission.

Where an employer reimburses an employee for vouched business entertainment expenses, such payments should not be charged to income tax where the employee incurred the expenses wholly, exclusively and necessarily in the performance of the duties of their employment. The expenses will, however, be disallowed in the employer's tax computation.

Expenses, which are incurred by employees in travelling to and from the place of employment, are not allowable for tax purposes and any re-imbusement of these expenses must be treated as pay, taxed accordingly and included as part of the payroll submission for the period it is paid in.

## 4.5 Subsistence payments

### **Reimbursement by flat-rate allowances or vouched expenses**

Where an employee performs the duties of the employment while temporarily away from their normal place of work or is working abroad on a foreign assignment, allowable subsistence expenses can be reimbursed based on:

- Acceptable flat-rate allowances, or
- Actual expenses which have been vouched with receipts.

### **Acceptable flat-rate allowances**

There are two types of flat-rate allowance schemes that are acceptable for tax purposes. In both cases a satisfactory recording and internal control system must be operated by the employer.

The two schemes are:

- Reimbursement of subsistence expenses up to the level of the prevailing schedule of Civil Service rates where the employee bears the cost of relevant subsistence expenses (including accommodation and meals, as appropriate).

Revenue approval to use the scheme is not required.

The schedule of rates based on the current Civil Service subsistence rates for absence within the State is available in Tax and Duty Manual [Part 05-02-04](#) (Employees' Subsistence Expenses).

- Reimbursement of subsistence expenses based on any other schedule of rates and related conditions (for example, 'country money' in the Construction Industry), which do no more than reimburse the employee for actual expenditure incurred. Revenue approval is required for such a schedule.

**Actual subsistence expenses which have been vouched with receipts**

Payments made to the employee which are no more than reimbursement of vouched subsistence expenses, necessarily incurred by the employee in performing the duties of the employment, should not be treated as pay for income tax, USC and PRSI purposes and are not required to be included as part of the payroll submission.

All records relating to any reimbursement of subsistence expenses should be retained by the employer for examination in the event of an audit. The records must be kept for six years unless Revenue states otherwise.

For further information, see Tax and Duty Manual [Part 05-02-04](#) (Employees' Subsistence Expenses).

Foreign subsistence rates, which apply when employees are working abroad on behalf of their Irish based employers, can be found on the [Department of Public Expenditure's website](#).

#### 4.6 Motoring / bicycle expenses

In the case of motoring/bicycle expenses, where the employee uses their private car, motorcycle or bicycle for business purposes, reimbursement of allowable motoring/bicycling expenses can be made to the employee free of tax by way of

- Acceptable flat-rate kilometric allowances, or
- Actual expenses which have been vouched with receipts.

Expenses, which are incurred by employees in travelling to and from their place of employment, are not allowable for tax purposes and any reimbursement of these expenses must be treated as pay, taxed accordingly and included as part of the payroll submission for the period it is paid in.

There are two types of kilometric allowance schemes that are acceptable for tax purposes, if an employee bears the cost of all the motoring/bicycling expenses:

- The prevailing schedule of Civil Service rates, or
- Any other schedule with rates not greater than the Civil Service rates.

The schedule of Civil Service rates is available in Tax and Duty Manual [Part 05-02-05](#) (Employees' Motoring/Bicycle Expenses).

Either of these two reimbursement rates may be applied without specific Revenue approval where a satisfactory recording and internal control system is in operation. In any case of doubt the matter should be referred to Revenue.

**Actual expenses which have been vouched with receipts**

Payments made to the employee which are no more than reimbursement of vouched travel expenses, necessarily incurred by the employee in performing the duties of the employment, should not be treated as pay for income tax, USC and PRSI purposes and are not required to be included as part of the payroll submission.

**Individuals carrying out work on a voluntary and unpaid basis**

The reimbursement of expenses of travelling and subsistence to individuals who work on a voluntary and unpaid basis for organisations whose functions and aims are both altruistic and non-commercial (for example, voluntary unpaid workers working for charities, sports bodies) may be paid free of tax, USC and PRSI provided the expenses of travelling and subsistence:

- merely put the unpaid individual in a position to carry out his/her work, and
- no more than reimburse the individual the expenses actually incurred by him/her and do not exceed what are known as the Civil Service rates for reimbursement of expenses of travelling and subsistence.

**Note:**

Individuals involved in charities, sports bodies, etc. who, in addition to a reimbursement of actual expenses of travel and subsistence, receive, either directly or indirectly, remuneration of any description (for example, weekly or monthly salary, an honorarium, and/or a 'bonus', etc.) do NOT fall within the description of 'carrying out work on a voluntary and unpaid basis'.

For further information, see Tax and Duty Manual [Part 05-01-06](#) - Tax treatment of the reimbursement of Expenses of Travel and Subsistence to Office Holders and Employees.

## Chapter 5 - Treatment of foreign sourced employment income

### 5.1 PAYE and foreign employments

As regards the income of a foreign employment, it is necessary to distinguish:

1. that part of the income attributable to the performance in the State of duties of such employment, and
2. that part of the income attributable to the performance outside the State of duties of such employment.

As regards the income at (1), irrespective of the residence or domicile position of the employee, such income is chargeable to Irish tax and within the scope of the PAYE system of deductions at source.

As regards the income at (2), whilst such income may be chargeable to Irish tax in the hands of the employee, it is not within the scope of the PAYE system of deductions at source.

### 5.2 Further Information

More detailed information on the tax treatment of foreign sourced employment income is contained in Tax and Duty Manual [Part 42-04-65](#) - Employee payroll tax deductions in relation to non-Irish employments exercised in the State. In particular, matters such as the release for employers from the obligation to operate the Irish PAYE system in certain circumstances for Temporary Assignees, Pension Contributions, Pay Related Social Insurance, Exchange Rates and miscellaneous other issues are addressed.

## Chapter 6 - Special Assignee Relief Programme (SARP)

### 6.1 Introduction

SARP provides Income Tax relief for certain people who are assigned to work in Ireland from abroad.

Full information is provided in Tax and Duty Manual [Part 34-00-10](#).

## Chapter 7 - Employers' PAYE records

### 7.1 Register of employees

Employers have an obligation to keep and maintain, in paper or electronic format, a register of all employees.

See [Chapter 22](#) for full details.

It is important to remember that "employer" includes "occupational pension providers".

Significant changes have been made in respect of employer reporting obligations. With effect from 1 January 2019, employers must report their employee's pay and statutory deductions to Revenue, on or before the date they pay their staff. This will make it easier for employers to deduct and pay at the right time the correct amounts of Income Tax, Pay Related Social Insurance, Universal Social Charge and Local Property Tax. Forms P30, P45, P60 and P35 (end of year return) have been abolished and replaced by new procedures.

These new procedures, which are detailed throughout this Guide, are again summarised below:

#### **Revenue Payroll Notification (RPN)**

The Revenue Payroll Notification replaces the P2C-employer copy of the tax credit certificate. Further information in relation to the RPN can be found in Chapter 7-Employers PAYE Records and Appendix 5.

#### **Making a Payroll Submission to Revenue**

With effect from 1 January 2019, all employers are obliged to report their payroll to Revenue on or before the date they pay their staff. Further information on how employers may fulfil their reporting obligations is contained in [Chapter 15-New employees and employees re-commencing](#) and paragraph [19.3 - Making a payroll submission to Revenue](#)

#### **Making a correction to a Payroll Submission**

Detailed information on how to correct an error made in a payroll submission can be found in Chapter 7 – Employers' PAYE Records.

#### **Making a post-cessation payment**

Chapter 8 provides information on how to report a payment made to an employee after the employment has ceased.

**Emergency Tax**

Chapter 9 contains information on new emergency tax procedures

**Taxation of DEASP income**

Chapter 11 outlines new procedures to be followed in relation to the taxation of certain DEASP income.

**Employer duties before the Income tax year commences**

Chapter 14 outlines new procedures to be followed before the start of the Income tax year.

**Commencing an employee**

Chapter 15 outlines new procedures to be followed when commencing an employee.

**Cessation of an employee/death of an employee**

Chapter 16 details new procedures to be followed on cessation of an employment (including casual employees)/death of an employee.

**Payment methods**

Chapter 18 provides information on the available methods to make payment to Revenue-including the introduction of Variable Direct Debit.

**Employer duties during the year**

Chapter 19 provides information on ongoing employer responsibilities including details of how to make a payroll submission to Revenue.

**Revenue Online Service Enhancements**

Chapter 20 provides information on additional services available to employers in ROS.

## 7.2 Employer obligations throughout the Income Tax Year

See paragraph [19.7](#) regarding the alternative to the employer-issued Form P60 and chapter [14](#) regarding the setting up and ongoing maintenance of the employee record for the coming tax year.

## 7.3 Corrections to payroll

**Corrections**

It is recognised that errors may occur in payroll, therefore it will be possible to make a correction to a payroll submission via payroll software or through ROS.

As payments that come within the scope of the PAYE system are charged to tax on a receipts basis, consequently Income Tax, USC, PRSI and LPT (whichever is applicable)



should be deducted from any such payments on the basis of the actual payment and when it is made.

### Overpayments

If an individual has been overpaid in an employer's payroll process, the correction to recover this overpayment should be fixed in the next payroll run.

Example:

John gets paid €500 per week. In Week 1 John was out sick for one day. His employer doesn't pay him for sick leave so John should only have been paid €400 that week. However, the payroll operator wasn't informed on time and so he was paid the full €500.

#### Details of the Week 1 Payroll Submission for John

Payroll Run Reference	Pay for Income Tax	Income Tax Paid	Employee PRSI paid	USC Paid
Week 1	€500	€36.54	€20	€11.36

John's employer recovers the overpayment of €100 in the next payroll run. John gets paid €500 weekly, so in Week 2 John's gross pay will be reduced to €400. This is actually how much money John got paid each week. In this way John's Revenue record of pay and statutory deductions will match what was in the payroll submission relating to John for each of the 2 weeks.

#### Details of the Week 2 Payroll Submission for John

Payroll Run Reference	Pay for Income Tax	Income Tax Paid	Employee PRSI paid	USC Paid
Week 1	€500	€36.54	€20	€11.36
Week 2	€400	€16.54	€16	€6.35

### Underpayments

If an employee has been underpaid in a payroll event, the correction of the underpayment should be rectified in the next payroll run.

Example:

Mary gets paid €500 per week. In Week 1 Mary worked overtime which meant she should have been paid an additional €100. However, the payroll operator wasn't informed on time and so she was only paid €500 instead of €600.

**Details of the Week 1 Payroll Submission for Mary**

Payroll Run Reference	Pay for Income Tax	Income Tax Paid	Employee PRSI paid	USC Paid
Week 1	€500	€36.54	€20	€11.36

Mary's employer pays her €100 for the overtime worked. Mary's gross pay is €500 per week so her gross pay is increased to €600 in Week 2 to correct the underpayment. This is actually the amount Mary was paid each week. In this way Mary's Revenue record of pay and statutory deductions will match what was in her submission item for each of the 2 weeks.

**Details of the Week 2 Payroll Submission for Mary**

Payroll Run Reference	Pay for Income Tax	Income Tax Paid	Employee PRSI paid	USC Paid
Week 1	€500	€36.54	€20	€11.36
Week 2	€600	€56.54	€24	€16.35

**Incorrect Details on a submission**

If an employer reports incorrect details on a payroll submission, it will be possible to make amendments to the submission to rectify the error. Any corrections required to the submission should be made before the return due date i.e. 14<sup>th</sup> of the following month, to avoid penalties being applied.

Example:

An employee is paid the correct amount of pay by his employer but the amount of pay included on the payroll submission to Revenue is different.

It is possible in this instance for the employer to amend an incorrect payroll submission.

Patrick was paid €500 in Week 1. However, the employer incorrectly reported his pay as €5000 in the payroll submission

**Details of the Week 1 Payroll Submission for Patrick**

Payroll Run Reference	Line Item ID	Pay for Income Tax	Income Tax Paid	Employee PRSI paid	USC Paid
Week 1	E3-v1	€5000	€1806.54	€200	€345.95

In this instance, the employer should submit a corrected payroll submission which will replace the incorrect version. If using payroll software, the employer should record the Line Item ID of the original incorrect submission in the "Previous Line Item ID" field. If payroll software is not used, you may make this correction using

the ROS Payroll Reporting facility which can be located under “Employer Services” on the ROS home page.

Patrick’s Revenue record of pay and statutory deductions will then match what was in the payroll submission relating to him for Week 1.

#### Details of the Corrected Week 1 Payroll Submission for Patrick

Payroll Run Reference	Line Item ID	Pay for Income Tax	Income Tax Paid	Employee PRSI paid	USC Paid	Previous line item
Week 1	E3-v2	€500	€36.54	€20	€11.36	E3-v1

Any valid corrections submitted by an employer will update the financial totals once the submission is processed by Revenue. If the correction is for a previous billing period, a revised statement and return will issue for that period.

**Further information in respect of the recoupment of an overpayment of salary by an employer from an employee can be found in Tax and Duty Manual [Part 42-04-70](#).**

#### 7.4 Change of employee's Personal Public Service Number

In a limited number of cases Revenue or the Department of Employment Affairs and Social Protection will advise the employer that the Personal Public Service (PPS) number of an employee has been changed. The employer must ensure that they receive a new Revenue Payroll Notification under the new PPS number before inputting this new number on their own records. Where such a change is advised, the tax/USC/PRSI/LPT records kept under the former PPS number should be transferred to and continued under the new PPS number. For the remainder of the year in which the employee’s PPS number changes, the RPN will display the former PPS number for ease of reference.

See paragraph [15.3](#) for additional information on PPS numbers.

#### 7.5 Inspection of employers’ records

Officers of Revenue are empowered to inspect an employer's records from time to time in order to satisfy themselves that the correct amounts of tax, USC, PRSI and LPT are being deducted, or have been deducted, and paid over to Revenue. All documents and records relating to the calculation or payment of pay or the deduction of tax and USC or calculation of PRSI contributions (wages sheets, etc.) must be retained by the employer for six years after the end of the tax year to which they refer (or for such shorter period as Revenue may authorise by notice in writing to the employer) and must be available for inspection by an authorised Revenue officer. For further information on Revenue interventions, please see the [Code of Practice for Revenue Audit and other Compliance Interventions](#).

## 7.6 Tax credit certificates

### 7.6.1 Employees' Tax credit certificates

Revenue provides a tax credit certificate to every employee/pension recipient who makes a claim for tax credits. The certificate sets out in detail the amount of tax credits, and tax and USC cut-off points that Revenue has determined to be due to the employee.

#### **Tax credits**

Under the tax credit system an employee/pension recipient is entitled to tax credits depending on personal circumstances, for example, married person's or civil partner's tax credit, employee tax credit, dependent relative tax credit, etc.

**Tax credits are non-refundable.** Any unused tax credits are carried forward on a cumulative basis to subsequent pay period(s) within the tax year where a cumulative tax credit certificate is held (see paragraph [9.3](#))

#### **Tax cut-off point**

There are currently two rates of income tax – the standard rate of 20% and a higher rate (40% in 2019). An employee's tax credit certificate will show the amount of income that is taxable at the standard rate of tax, 20%. This is known as the rate band.

In each pay period, an employee pays tax at the standard rate of tax up to the limit of their rate band. Any pay above this limit is taxed at the higher rate.

Where an employee's rate band exceeds taxable pay in a pay period, the unused amount is carried forward on a cumulative basis for use in the next pay period within the tax year where a cumulative tax credit certificate is held.

#### **USC cut-off point**

The employee's tax credit certificate will also show the USC cut-off points that apply to the employee's income.

#### **Revenue Payroll Notification (RPN)**

In addition to issuing a tax credit certificate to each employee, Revenue will also make a Revenue Payroll Notification (RPN) available to the employer. A Revenue Payroll Notification contains information in relation to the calculation and deduction of tax for the year in which the emoluments are paid and is valid only for that year. Further information in relation to the Revenue Payroll Notification can be found in [Appendix 5](#).

The RPN shows:

- the total amount of the employee's tax credit

- the total amount of the employee's cut-off points for tax and USC
- the rates of tax and USC payable by the employee
- the employee's previous pay, tax and USC from 1 January, if applicable (see paragraph [15.4](#))
- where applicable, the amount of Local Property Tax to be deducted by the employer.

The RPN also shows where the employee/pension recipient is entitled to Tax Exemption and Marginal Relief (see paragraph [9.7](#)).

Where an employee's/pension recipient's PPS number has changed (see paragraph [15.3.2 for changes to "W" numbers](#)), the RPN will issue under the new PPS number and the former PPS number will also be referenced.

No information regarding the personal circumstances of the employee is disclosed on the RPN.

It only shows the total annual amount of the tax credits and cut-off points to which the employee is entitled. No breakdown of the credits is given.

#### 7.6.2 'Multi-year' tax credit certificates

Employers should note that "Multi-year" tax credit certificates are no longer valid and should not continue to be used by employers.

#### 7.6.3 Tax credits and tax cut-off points appeal by employee

An employee who advises the employer that the amounts on their tax credit certificate is wrong or is the subject of correspondence with Revenue, should be advised that the employer is obliged to act in accordance with the most recent RPN until amended instructions have been received from Revenue.

The employer should continue to deduct tax and USC by reference to the most recent RPN. The employer must always check for and ensure the latest RPN is used to calculate the employee's statutory deductions. Only Revenue can advise an employer of changes to an employee's tax credits, tax and USC cut-off points.

#### 7.6.4 Amended employee tax credit certificates

An amended tax credit certificate will issue to an employee whose tax credits/cut-off points have been changed. The date from which the amended certificate is to have effect (normally the previous 1 January) will be given on the certificate.

An amended RPN will be made available to the employer at the same time. The employer will operate PAYE on the basis of the amended RPN.

**Note**

It is Revenue policy not to issue an amended tax credit certificate that would cause hardship to the employee.

Where the implementation of an amended RPN generates a nil salary or a large underpayment, the employer should contact Revenue and a week 1 (see paragraph [9.4](#)) RPN can be made available for the employer to request immediately.

Exceptionally, if this situation arises outside of normal working hours, the employer should override the cumulative RPN and apply week 1 automatically. Contact should be made with Revenue on the next working day whereby a revised RPN can be triggered

**Employers are obliged to use the latest Revenue Payroll Notification.**

Each RPN bears the date of issue and a unique RPN number. Employers should always operate PAYE on the basis of the most recent RPN issued unless otherwise directed by Revenue.

## Chapter 8 - Universal Social Charge (USC)

### 8.1 Introduction

The Universal Social Charge (USC) is a tax payable on gross income, including notional pay, after any relief for certain capital allowances, but before pension contributions.

All individuals are liable to pay the USC if their gross income exceeds the annual threshold of €13,000 in 2019.

Employers are responsible for deducting the USC from emoluments. As with tax credits and tax cut-off points, Revenue notify employers (on Employers' Tax Credit Certificates - RPN's) of the USC rates and thresholds to be applied for all employees.

Employers should pay the USC to the Collector General at the same time and in the same manner as the other statutory deductions under the PAYE system.

Penalties similar to those that apply where the employer fails to operate PAYE correctly will apply for failure to operate to the USC correctly. Interest will be payable on late payments of the USC to the Collector General.

Regulations for the deduction and paying over of USC from relevant emoluments are contained in the [Universal Social Charge Regulations 2018](#).

### 8.2 Rates of USC Standard Rates

**The standard rates of USC are:**

2019	2018
0.5% on the first €12,012	0.5% on the first €12,012
2% on the next €7,862	2% on the next €7,360
4.50% on the next €50,170	4.75% on the next €50,672
8% on the balance	8% on the balance

## Reduced Rates

Reduced Rates of USC apply to the following categories of individuals:

2019	2018
Individuals aged 70 or over whose aggregate income for the year is €60,000 or less.	Individuals aged 70 or over whose aggregate income for the year is €60,000 or less.
Individuals aged Under 70 who holds a full Medical card whose aggregate income for the year is €60,000 or less.	Individuals aged Under 70 who holds a full Medical card whose aggregate income of the year is €60,000 or less.
0.5% on the first €12,012	0.5% on the next €12,012
2% on all income over €12,012	2% on all income over €12,012

[USC rates for previous years](http://www.revenue.ie) can be found on [www.revenue.ie](http://www.revenue.ie)

### 8.3 Exempt Categories

2019 & 2018
Where an individual's total income for a year does not exceed €13,000
All Department of Employment Affairs and Social Protection payments
Income already subjected to DIRT

Where Revenue determines that the employee's total annual income (from all sources that are chargeable to USC) will not exceed the annual USC exemption threshold of €13,000, the USC exemption will be stated on the RPN

### 8.4 Emergency basis of USC

While the rules applicable to emergency tax operable in PAYE include a gradual escalation in emergency tax rates over a given period, in USC there is just a flat % rate (with no cut-off points) applied to all payments:

2019 & 2018		
Week or month	USC cut-off point	USC rate
All	€0.00	8%

Example:

An employee commences employment in February 2019 and emergency USC applies. They earn €800 per week.



## Emergency USC:

- Rate: 8%
- Cut-off point: 0.00

Gross Pay for USC purposes:	€800.00	
USC deducted:	€64.00	(800 x 8%)

See [The Emergency Basis of Tax & USC Deduction 2015-2019](#)

## 8.5 Gross pay for PAYE/PRSI/USC purposes

Any deduction for USC does not reduce the gross pay for PAYE/PRSI purposes.

Example:

An employee earns €800 per week in 2019.

Their weekly deduction for Salary Sacrifice for the Travel Pass Scheme is €20 Their weekly deduction for employee superannuation is €40

### USC calculation

Gross pay	€800
Less Salary Sacrifice for Travel Pass	<u>€20</u>
USC is applied to	€780

Note: USC is applied before the employee superannuation is deducted.

### PRSI calculation

Gross pay	€800
Less Salary Sacrifice for Travel Pass	<u>€20</u>
PRSI is applied to	€780

### PAYE calculation

Gross pay	€800
Less Salary Sacrifice for Travel Pass	€20
Less employee superannuation	<u>€40</u>
PAYE is applied to	€740

## 8.6 USC and Exclusion Orders

In circumstances where an individual is in receipt of Schedule E income which is subject to an Exclusion Order, USC should not be deducted from the Schedule E payment. This applies to **all** PAYE Exclusion Orders, irrespective of the residency status of the individual or whether a Double Taxation Agreement exists or not.

## 8.7 Certain Bank Bonuses

Employees of the five existing financial institutions that have received financial support from the State –

- Irish Life and Permanent
- Bank of Ireland
- AIB
- EBS
- Irish Nationwide Building Society

are chargeable to a special Universal Social Charge rate of 45% where they receive performance-related bonus payments.

Normal rates apply where the cumulative amount of any bonus payments does not exceed

€20,000 in a single tax year. Where this threshold is exceeded, the full amount is charged at 45% and not just the excess over €20,000.

Regular salary that does not vary with the performance of the business or the employee is not subject to the increased charge.

## 8.8 Week 53 payments

Where a Week 53 (fortnight 27, 4-weekly 14) payment occurs, the following instructions apply:

Subject to the Note below, the employer should set USC cut-off points against week 53 (fortnight 27, 4-weekly 14) payments on a non-cumulative basis (week 1 basis) in accordance with the following table:

Payroll basis	USC Deduction		
	Weekly-Paid	Fortnightly-Paid	4-Weekly-Paid
Where payroll is operating on a cumulative basis.	Set the amount of the weekly USC cut-off points as shown on the RPN against pay on a week 1 basis.	Set the amount of the fortnightly USC cut-off points as shown on the RPN against pay on a week 1 basis.	Set the amount of the 4-weekly USC cut-off points as shown on the RPN against pay on a week 1 basis.

Where payroll is operating on a week 1 basis.	Set the amount of the weekly USC cut-off points as shown on the RPN against pay on a week 1 basis.	Set the amount of the fortnightly USC cut-off points as shown on the RPN against pay on a week 1 basis.	Set the amount of the 4-weekly USC cut-off points as shown on the RPN against pay on a week 1 basis.
Where the RPN advises that USC exemption applies.	Continue to apply the exemption. Do not deduct USC from the Week 53 pay.	Continue to apply the exemption. Do not deduct USC from the Fortnight 27 pay.	Continue to apply the exemption. Do not deduct USC from the 14th 4-Weekly pay.
Where payroll is operating on the emergency basis.	Continue to apply the emergency basis.	Continue to apply the emergency basis.	Continue to apply the emergency basis.

## 8.9 Post cessation payments incorporating arrears of pay

Payments to employees, regardless of the year to which they relate, are chargeable to tax and USC on a receipts basis. This means that the payment(s) are subject to tax when the money is paid to the employee. Irrespective of whether the employee is a current or former employee, the employer should use the latest RPN available (irrespective of the credits, tax and USC cut-off points contained therein) to calculate the statutory deductions.

In addition, when making a post-cessation payment to a former employee, an employer should include such a payment on a payroll submission to Revenue. For post cessation payments made in 2019 that relate to a period of employment that ceased in 2019, the employer should: (a) Look for the most up-to-date RPN. (b) make a payroll submission for the post-cessation payment in respect of the ceased employment showing the Employment ID (see [Appendix 5](#) for a full description of the Employment ID) and cessation date of the ceased employment. The payment date of the post-cessation payment should be included on the payroll submission.

For out-of-year cessation payments (e.g. payment made in 2020 which relates to a period of employment that ceased in 2019), an employer should: (a) use the “Create RPN” facility within their payroll or ROS-Employer Services but do **not** provide an employment commencement date (b) make a payroll submission for the post-cessation payment in respect of the ceased employment showing the Employment ID and cessation date of the ceased employment. The payment date of the post-cessation payment should be included on the payroll submission.

Revenue will use the Employment Identifier provided by an employer to determine if the payroll submission relates to a new period of employment or whether it relates to a post-cessation payment.

For post-cessation payments made in 2019, relating to a period of employment that ceased in 2018, an employer should:

- (a) Ensure that a Form P45 has been submitted in respect of the relevant employee(s).
- (b) Use the 'Create RPN' facility within their payroll or ROS-Employer Services but do not provide an employment commencement date.
- (c) Make a payroll submission for the post-cessation payment in respect of the ceased employment showing the cessation date of the ceased employment.

For post-cessation payments made in 2019, relating to a period of employment that ceased prior to 1 January 2018, an employer should:

- (a) Ensure that a Form P45 has been submitted in respect of the relevant employee(s).
- (b) Use the 'Create RPN' facility within their payroll or ROS-Employer Services but do not provide an employment commencement date.
- (c) Make a payroll submission for the post-cessation payment in respect of the ceased employment showing the payment date as the start and end date of the employment.

Employers should note that where no RPN is provided for an employee, the Emergency Basis of Tax and USC should be used.

## 8.10 Employee and employer contributions to a Permanent Health Insurance (Income Continuance) scheme

Employee contributions to a Permanent Health Insurance (Income Continuance) scheme do not reduce the gross pay for USC purposes. For example:

Gross Pay	€1,000
Employee contribution to a PHI scheme	€20
Gross Pay for USC purposes	€1,000

Employer contributions to a Permanent Health Insurance scheme are treated as a taxable benefit-in-kind and are chargeable to USC. For example:

Gross Pay	€1,000
Employer contribution to a PHI scheme	€20
Gross Pay for USC purposes	€1,020

## 8.11 Personal Retirement Savings Account (PRSA)

An employer contribution to a Personal Retirement Savings Account (PRSA) is chargeable to income tax in the hands of the employee as a benefit-in-kind under section 118 of the Taxes Consolidation Act 1997. However, such contributions are exempt from USC.

It should be noted that while employer contributions to a PRSA are a taxable benefit in the employee's hands, these same contributions qualify for full tax relief subject to certain age- related limits. They are not subject to PAYE and they are not chargeable to PRSI (both employer and employee share).

## 8.12 Redundancy Payments

Statutory redundancy payments are exempt from the charge. Statutory redundancy payments amount to 2 weeks' pay per year of service plus a bonus week subject to a maximum payment of €600 per week.

In addition, ex-gratia redundancy payments in excess of the statutory redundancy amount are exempt from income tax, and, therefore, also the Universal Social Charge, up to certain limits. These limits are up to €10,160 plus €765 per complete year of service in excess of the statutory redundancy. This basic exemption can be further increased by up to €10,000 – see Paragraph 5.2 of Tax and Duty Manual [Part 05-05-19](#) - Payments on Termination of an Office or Employment or Removal from an Office or Employment. There is a lifetime tax- exempt limit of €200,000 on ex-gratia payments.

Any relevant emoluments paid which are in excess of these limits are subject to the USC. It should be noted that the charge applies after granting the statutory exemptions set out above and after granting any additional deduction for Standard Capital Superannuation Benefit (SCSB).

## 8.13 Retirement Lump Sums

There is a lifetime limit of €200,000 on the amount of retirement lump sums that are exempt from income tax. Amounts in excess of this limit are subject to income tax in two stages. The portion between €200,000 and €500,000 is taxable at a special 20% rate of income tax and any portion above that is taxable at the individual's marginal income tax rate. The amount of any non-taxable lump sum payment paid to an employee should be included on the next payroll submission following the date of payment of any non-taxable lump sum to an employee.

Universal Social Charge is only payable on the portion of the retirement lump sum above €500,000.

## 8.14 Maintenance Payments

How maintenance payments made to spouse or civil partner are treated for USC purposes will depend on the nature of the maintenance payments arrangements in place, that is, are they voluntary payments or legally enforceable payments.

### **Voluntary maintenance payments (payments paid under an informal arrangement)**

- The spouse or civil partner making the payments does not receive exemption from the USC on the portion of their income which they pay as

maintenance.

- The spouse or civil partner who receives the payments is not subject to the USC on the maintenance payments they receive.

### **Legally enforceable maintenance payments (payable under legal obligation)**

- The spouse or civil partner making the payments is entitled to receive an exemption from the USC on the portion of their income which they pay as maintenance either directly or indirectly to their spouse or civil partner.

There is no USC exemption due in respect of any portion of the maintenance payments paid towards the maintenance of children.

An employee wishing to claim USC exemption in respect of legally enforceable maintenance payments throughout the year may give the information required to their payroll office. Alternatively, they can apply to Revenue at the end of the year to claim any refund of USC that may be due in respect of maintenance paid.

- The spouse or civil partner who receives the payments is subject to the USC on the portion of the maintenance payments they receive in respect of themselves. Any portion of the maintenance payments paid towards the maintenance of children is not subject to the USC.

**Note:** In the case of a legally enforceable maintenance arrangement, where a separated couple has jointly elected to be treated as a couple in a marriage or in a civil partnership, for income tax purposes, the spouse or civil partner making the payments does not receive exemption from the USC on the portion of their income which they pay as maintenance. The spouse or civil partner who receives the payments is not subject to the USC on the maintenance payments they receive.

## **8.15 Community Employment Schemes and USC**

Payments such as DEASP payments, payments paid under the Community Employment Schemes, Back to Education Allowance, etc. are exempt from USC. See Tax and Duty Manual [Part 18D-00-01](#) for further examples of these payments. USC should not be deducted from these exempt payments.

Where these payments are administered through payroll, employers (payers of these payments) should request the latest Revenue Payroll Notification (RPN) showing USC rates and thresholds or USC exemption from Revenue. These USC rates and thresholds apply only to payments that are chargeable to USC. It should be noted that the RPN continues to apply for income tax purposes.

As these payments are exempt from USC, the pay for USC purposes and USC deducted should be recorded as zero on the payroll submission. The employer

should only record the USC status as “Exempt” where Revenue has informed the employer via the RPN that the **individual** is exempt

## 8.16 The difference between the Income Tax (PAYE) Exemption marker and the USC Exemption marker

Where an employee is exempt from income tax (PAYE) and/or USC, this will be advised on the RPN. The USC Exemption marker operates in a different way to the Income Tax Exemption marker.

### Example (2019 figures)

An employee earns €11,000 in 2019. She is exempt from both Income Tax (PAYE) and from USC. A cumulative RPN issues to her employer, advising:

- **USC Exemption marker**  
The USC Exemption marker instructs that USC is **not** to be deducted from any payments being made to the employee/pensioner in this employment/pension.

#### Payroll - USC

##### Payday 1: 5 January 2019

Gross Pay for USC purposes this payday:	€210
Cumulative Gross Pay for USC purposes to date:	€210

RPN: USC Exemption applies in this case. The employer is therefore instructed **not** to deduct USC

- **Income Tax (PAYE) Exemption marker**  
Where Income Tax (PAYE) Exemption applies, it is **not** an instruction to the employer that tax is not to be deducted (unlike USC). Instead, the employee is given a special- amount cut-off point and Tax Credit, and the higher rate of tax to be applied is the Marginal Relief rate of 40%.

(**Note:** the 2019 highest rate of tax is 40% and the Marginal Relief rate of tax is also 40%).

The above RPN advises that the tax cut-off point to be applied in this employment is €18,000 (weekly €346.16), and that the Tax Credits to be applied are €3,600 (weekly €69.24). The rates of tax to be applied are 20% and 40%.

**Payroll – Income Tax (PAYE)****Payday 1: 5 January 2019**

Gross Taxable Pay: €210.00

Cumulative Gross Taxable Pay: €210.00

Gross Tax: 210.00 x 20% = €42.00

Less tax credits: €69.24

Tax due €0.00

**8.17 USC Exemption and refunds**

Where an RPN indicates that the employee is exempt from USC, and where the employee has paid USC already in the tax year, the following instructions apply:

- Where the RPN issues on a cumulative basis, all previous USC should be refunded
- Where the RPN issues on a Week 1 basis, normal Week 1 basis rules apply and no refund is due.

**8.18 Further information**

Further information regarding USC is provided in Tax and Duty Manual [Part 18D-00-01](#).



---

---

## Chapter 9 - Calculation of tax and USC under the PAYE system

### 9.1 Employer's duty to deduct tax and USC

It is the employers' duty to calculate and deduct the tax and USC, if any, due from the pay, including notional pay, of every liable employee.

It is important to remember that 'employee' includes both a director and an occupational pension recipient.

### 9.2 Calculation of tax – 3 different methods

PAYE tax and USC deductions are calculated using one of the following methods:

- Cumulative Basis (see paragraph [9.3](#))
- Non-Cumulative Basis (Week 1/Month 1 Basis) (see paragraph [9.4](#))
- Emergency Basis (see paragraph [9.5](#)).

### 9.3 Cumulative basis

The PAYE system seeks to ensure that an employee pays the right amount of tax and USC at the right time and that the liability is spread out evenly over the year.

To ensure that this is achieved, PAYE is normally calculated on a cumulative basis.

This means that when an employer calculates the tax and USC liability of an employee, they actually calculate the total tax and USC due from 1 January to the date on which the payment is being made.

The tax and USC to be deducted in a particular pay period is the cumulative tax and USC due from 1 January to that date, reduced by the amount of tax and USC previously deducted. The cumulative system operates for tax credits, tax cut-off points and USC cut-off points. Any tax credits and/or cut-off points, which are not used in a pay period, are carried forward to the next pay period within that tax year.

The basis of deduction stated on the RPN applies to both tax and USC. Where an employee is on cumulative basis for tax, they will be on cumulative basis for USC, and vice versa.

Another feature of the cumulative basis is that refunds of tax and USC can be made to an employee during the year where for example the employee's tax credits and cut-off points have been increased.

### Calculation of tax

The calculation of tax for each pay period is made by applying the information advised in the RPN to the taxable pay (paragraph [3.1](#)), using the following steps:

1. Tax is calculated at the standard rate of tax on taxable pay up to the amount of the individual's cut-off point
2. Any balance of taxable pay above the cumulative cut-off point is taxed at the higher rate of tax
3. The tax calculated at the standard rate is added to the tax calculated at the higher rate to arrive at the gross tax figure
4. The gross tax figure is then reduced by the amount of the individual's tax credits, as advised by Revenue, to arrive at the tax payable in that pay period.

### Example

A weekly-paid employee earns €44,200 per annum (€850 per week). He pays €50 per week to an occupational pension scheme. Revenue has made an RPN available to his employer showing the following figures:

- Tax cut-off point: €35,300 (per year), €678.85 (per week)
- Tax credits: €3,300 (per year), €63.47 (per week)

For the purposes of this example, the rates of tax are taken as 20% (standard rate) and 40% (higher rate).

The tax calculation for week number 1 would be as follows:

Gross pay for tax purposes: €800

€678.85 @ 20% =	€135.77
€121.15 @ 40% =	€48.46
Gross tax =	<u>€184.23</u>
Less tax credit	€63.47

Net tax due this pay period = €120.76

### Calculation of USC

The calculation of USC for each pay period is made by applying the USC cut-off points and rates advised in the Revenue Payroll Notification to the gross pay, before any pension contributions are deducted.

### Example

Mary earns €44,200 per annum (€850 per week). She pays €50 per week to an occupational pension scheme. Revenue made an RPN available to her employer advising the following USC cut-off points and rates:

2019 Rates of USC		2019 USC cut-off points			
USC Rate 1	0.5%		Yearly COP	Monthly COP	Weekly COP
USC Rate 2	2%	USC Rate 1 Cut-Off Point	12,012.00	1,001.00	231.00
USC Rate 3	4.5%	USC Rate 1 Cut-Off Point	19,874.00	1,656.17	382.20
USC Rate 4	8%	USC Rate 1 Cut-Off Point	70,044.00	5,837.00	1,347.00

The USC calculation for week number 1 would be as follows:

Gross pay for USC purposes: €850 (there is no relief from USC for pension contributions)

€231.00 @ 0.5% =	€1.15
€151.20 (€382.20 - €231) @ 2% =	€3.02
€467.80 @ 4.5% =	<u>€21.05</u>
Total USC due this pay period =	€25.22

#### 9.3.1 Cumulative tax credits and tax and USC cut-off points

The totals of the employee's tax credits and tax and USC cut-off points for the year are given on the RPN which is made available to the employer by Revenue.

If the employee is paid weekly, the employer uses the weekly figures on a cumulative basis, as in the following example:

	Cut-off point	Tax credits
Yearly	€35,300.00	€3,300.00
Monthly	€2,941.67	€275.00
Weekly	€678.85	€63.47

**Example 1 - employee paid weekly**

<b>Tax credits and tax and USC cut-off points for employees paid on a weekly basis</b>			
<b>Week no.</b>	<b>Tax credit €</b>	<b>Cut-off point €</b>	<b>USC cut-off points €</b>
1	63.47	678.85.00	COP 1: 231.00 COP 2: 382.19 COP 3: 1,347.00
2	126.94	1,357.70	COP 1: 462.00 COP 2: 764.38 COP 3: 2,694.00
3	190.41	2,036.55	COP 1: 693.00 COP 2: 1146.57 COP 3: 4,041.00
4	253.88	2,715.40	COP 1: 924.00 COP 2: 1528.76 COP 3: 5,388.00
5	317.35	3,394.25	COP 1: 1,155.00 COP 2: 1910.95 COP 3: 6,735.00

Tax and USC for any week is computed by reference to the cumulative tax credits and cut-off points.

For a pay day falling in week 3, the cumulative tax credits are €190.41 and the cut-off point is €2,036.55. The USC cut-off points are as above.

For a pay day in week 5 the cumulative tax credits are €317.35 and the cut-off point is €3,394.25. The USC cut-off points are as above.

If any change occurs which affects the employee's tax credits or tax and USC cut-off points Revenue will make an RPN available to the employer showing the new tax credits and cut-off points now due.

**Example 2 - employee paid monthly**

If the employee in example 1 was paid on a monthly basis, the tax credits and cut-off points would be divided into monthly amounts as follows:

<b>Tax credits and tax and USC cut-off points for employees paid on a monthly basis</b>			
<b>Month no.</b>	<b>Tax credit €</b>	<b>Cut-off point €</b>	<b>USC cut-off points €</b>
1	275.00	2,941.67	COP 1: 1,001.00
			COP 2: 1,656.17
			COP 3: 5,837.00
2	550.00	5,883.34	COP 1: 2,002.00
			COP 2: 3,312.34
			COP 3: 11,674.00
3	825.00	8,825.01	COP 1: 3,003.00
			COP 2: 4,968.51
			COP 3: 17,511.00
4	1,100.00	11,766.68	COP 1: 4,004.00
			COP 2: 6,624.68
			COP 3: 23,348.00
5	1,375.00	14,708.35	COP 1: 5,005.00
			COP 2: 8,280.85
			COP 3: 29,185.00

Tax and USC for any month is computed by reference to the cumulative tax credits and cut-off points.

For a pay day falling in month 3 the cumulative tax credits are €825.00 and the cut-off point is €8,825.01. The USC cut-off points are as above.

For a pay day in month 5 the cumulative tax credits are €1,375.00 and the cut-off point is €14,708.35. The USC cut-off points are as above.

If any change occurs which affects the employee's tax credits or tax and USC cut-off points Revenue will make an RPN available to the employer showing the new tax credits and cut-off points now due.

### 9.3.2 Tax and USC deductions and refunds by the employer (cumulative basis)

Tax Credits are non-refundable. They are used to reduce the tax payable by the employee.

Where a cumulative RPN is held, any unused tax credits are carried forward on a cumulative basis to subsequent pay periods within the same tax year. Tax credits unused at the end of the tax year, 31 December, are not carried forward to the following year.

### Example

If the gross tax payable in a pay period is €50 and the tax credit due is €63.47, the employee simply has no tax liability for that pay period. The difference of €13.47 is not refunded.

The unused tax credit of €13.47 is carried forward for offset against tax due in the subsequent pay period(s).

### Refunds generally

Tax and USC refunds will arise where cumulative tax and USC paid for the previous pay period exceeds cumulative tax and USC payable for the current pay period.

### Example

(USC is not included in this example)

The employer holds an RPN for an employee who is normally paid €500 weekly after allowable deductions.

- The employee's tax credits are €110 per week
- The tax cut-off point is €678.85 per week

The tax is calculated as follows:

(For the purposes of this example the standard rate of tax is taken as 20%)

Tax refunds and cumulative tax credits					
Week no.	Cumulative taxable pay to date	Cumulative cut-off point	Cumulative gross tax	Cumulative tax credit	Cumulative tax due
1	500	678.85	100	110	0
2	1,000	1,357.70	200	220	0
3	1,500	2,036.55	300	330	0
4 *	2,200	2,715.40	440	440	0
5 **	3,000	3,394.25	600	550	50
6	3,800	4,073.10	760	660	100
7	4,600	4,751.95	920	770	150
8 ***	4,600	5,430.80	920	880	40 (110 refunded)
9 ****	5,400	6,109.65	1,080	990	90

In week 3, the employee has unused cumulative tax credits of €30.

These are non-refundable but they can be carried forward to subsequent pay period(s) within the same tax year.

\* In week 4, the employee is paid an additional €200 in overtime giving a total pay figure for that week of €700. The unused tax credits of €30, carried forward from week 3, is utilised in this pay period.

\*\* In weeks 5 to 7 inclusive, the employee earns €800 per week.

\*\*\* In week 8 the employee is absent temporarily from work and receives no pay.

The employee did not receive and was not entitled to receive any benefits from the Department of Employment Affairs and Social Protection.

### Note

When the cumulative basis applies, even though the employee may have no pay in a particular pay period, he or she is still entitled to their tax credits and tax and USC cut-off points (see paragraph [12.3](#) – Absence from work for some cause).

The cumulative tax liability of €150 deducted up to week 7 exceeds the cumulative tax liability of €40 at week 8. The difference of €110 is therefore refunded to the employee. This is not a refund of the employee's tax credits but rather a refund of excess tax that the employee has paid in the year to date. If the individual had no tax deducted up to week 7, no refund would be due.

\*\*\*\* In week 9 the employee returns to work with the employer and earns €800. The tax credits and cut-off point are as in earlier weeks.

The tax payable in week 9 is:

Cumulative tax payable in week 9:	90
Less: Cumulative tax paid in week 8:	<u>- 40</u>
Tax payable in week 9:	50

Deductions (or refunds) along these lines continue for the remainder of the tax year unless there is a change in the employee's circumstances or an amended RPN is made available to the employer by Revenue.

Where the cumulative basis applies, amended tax credits and tax and USC cut-off points are effective from the previous 1 January.

## 9.4 Non-cumulative basis (week 1/month 1 basis)

In certain circumstances Revenue may direct an employer to deduct tax and USC on a week 1 or month 1 basis. This instruction will be clearly given on the RPN.

The basis of deduction stated on the RPN applies to both tax and USC. Where an employee is on a Week 1 basis for tax purposes, they will also be on a Week 1 basis for USC, and vice versa.

Where the week 1/month 1 basis applies, the pay, tax credits, and tax and USC cut-off points, are not accumulated for payroll purposes.

The pay for each pay period is dealt with separately. The tax credits and tax and USC cut-off points for week number 1 (or month number 1) are applied to pay for each week (or each month) and tax and USC is deducted accordingly. No refunds may be made by the employer in such cases.

Where an employer holds an RPN on a cumulative basis and they subsequently receive an RPN on week 1/month 1 basis, the new basis will apply from the first pay period after the date of issue shown on the RPN.

## 9.5 Emergency basis

The emergency basis of tax and USC deduction should be used when:

- The employee does not have, or has not provided the employer with a PPS number.
- The employer, having contacted Revenue for a Revenue Payroll Notification in respect of the employee, receives a message by return indicating that the employee is not registered with Revenue. A message “No RPN found” will be returned to the employer in this instance and the Emergency basis of tax and USC should be used.

The employer should advise the employee to contact Revenue if either of the above circumstances apply.

Where the individual does not provide their PPS Number, the statutory deductions should be provided on the payroll submission and a unique Employer Reference must be allocated to the employee and included on the payroll submission. The Employer Reference (see Appendix 5 for further information) will be used by Revenue to record details of the employee’s statutory deductions until such time as the employee PPS Number becomes available. The employee pay and statutory deductions will then be aligned with current records thus ensuring that the employee record is correct and up-to-date.

Where an employee does not have a PPS Number (usually in instances where the employment is the employee’s first employment in Ireland), the employer should advise the employee to contact the Department of Employment Affairs and Social Protection (DEASP). When the employee is notified of their PPS Number, the employee should be advised to register for myAccount. When the employee has successfully registered with Revenue, the employer will then be able to request the latest RPN for the employee from Revenue.

[Current Emergency tax and USC rates](#) can be found on the Revenue website.



### 9.5.1 Emergency Basis of USC deduction

While the rules applicable to emergency tax operable in PAYE include a gradual escalation in emergency tax rates over a given period, in USC there is just a flat % rate (with no cut-off points) applied to all payments. The 2019 rates are as follows:

Week or month	USC Cut-off point	USC rate
All	€0.00	8%

### 9.5.2 Emergency Basis of Tax deduction

Different rules for emergency tax apply depending on whether or not the employee has provided the employer with their PPS number.

- **Where the employee does not provide their PPS number**

Where the employee does not provide their PPS Number, the higher rate of tax applies to all pay.

<b>Tax credits and cut-off point for employees that have not provided their PPS number</b>		
Week or month	Cut-off point	Tax credit
All	0.00	0.00

If a new employee does not hold a PPS number he/she should be advised to contact the

[Department of Employment Affairs and Social Protection \(DEASP\)](#) to get one.

When he/she has been allocated their PPS number from the DEASP, he/she should then register for myAccount to access Revenue's range of online services.

Once they have received their password for myAccount, the employee must register the details of their job using the Jobs and Pensions service in myAccount. This will have the effect of creating the employee's job on Revenue records and will ensure that the correct deductions of tax and USC, etc. can be made from the employee's pay. Employees will only have to register their **first** job in Ireland using the Jobs & Pensions facility-all future employments will be created when the employer submits a "Lookup RPN" request or adds the employee to their payroll.

- **Where the employee provides their PPS number**

Where the employee provides their PPS number the provisional tax credits and cut-off point to be granted are as outlined in the following tables for weekly, monthly, fortnightly, four-weekly and twice-monthly paid employees.

<b>Weekly paid</b>		
<b>Week of employment</b>	<b>Weekly cut-off point</b>	<b>Weekly tax credit</b>
Weeks 1 to 4	€679	0.00
Week 5 onwards	0.00	0.00

The rates at which tax is to be deducted are the rates of the standard rate of income tax and the higher rate of income tax in force for the relevant year.

<b>Monthly paid</b>		
<b>Month of employment</b>	<b>Monthly cut-off point</b>	<b>Monthly tax credit</b>
First	€2,942	0.00
Second and subsequent months	0.00	0.00

The rates at which tax is to be deducted are the rates of the standard rate of income tax and the higher rate of income tax in force for the relevant year.

<b>Fortnightly paid</b>		
<b>Fortnightly pay day</b>	<b>Fortnightly cut-off point</b>	<b>Fortnightly tax credit</b>
First	2/52nds of single personal cut-off point	Nil
Second	As for first pay day	Nil
Third	As for first pay day	Nil
Fourth	As for first pay day	Nil
Fifth and subsequent pay days	Nil	Nil

The rates at which tax is to be deducted are the rates of the standard rate of income tax and the higher rate of income tax in force for the relevant year.

<b>Four-weekly paid</b>		
<b>Four-weekly pay day</b>	<b>Four-weekly cut-off point</b>	<b>Four-weekly tax credit</b>
First	4/52nds of single personal cut-off point	Nil
Second	As for first pay day	Nil
Third and subsequent pay days	Nil	Nil

The rates at which tax is to be deducted are the rates of the standard rate of income tax and the higher rate of income tax in force for the relevant year.

<b>Twice-monthly paid</b>		
<b>Twice-monthly pay day</b>	<b>Twice-monthly cut-off point</b>	<b>Twice-monthly tax credit</b>
First	1/24th of single personal cut-off point	Nil
Second	As for first pay day	Nil
Third	As for first pay day	Nil
Fourth	As for first pay day	Nil
Fifth and subsequent pay days	Nil	Nil

The rates at which tax is to be deducted are the rates of the standard rate of income tax and the higher rate of income tax in force for the relevant year.

### **Other pay frequencies**

For all other pay frequencies, the employer shall deduct tax at the higher rate.

### **Where an employee without a PPS number subsequently provides one**

As outlined previously, where an employee commences employment and does not provide their PPS number the higher rate of tax applies to all pay. Where the employee subsequently provides their PPS number and the PPS number is not on Revenue records, the emergency basis will continue to apply. The cut-off points to be granted from this point forward are outlined in the above table. The employee's previous pay periods are not recalculated to grant tax credits and cut-off points for those previous pay periods.

For example, an employee commences a weekly-paid employment and does not provide their PPS number. They will pay tax at the higher rate of tax on all pay. The employee provides their employer with their PPS number in their 3<sup>rd</sup> week of employment. For their 3<sup>rd</sup> weekly pay period tax will be calculated allowing the cut-off point for weeks 1-4 as outlined in the above table. Weeks 1 and 2 will not be recalculated to grant a cut-off point for those weeks.

## **9.6 Separate periods of employment with one employer treated as one continuous period for emergency basis purposes**

It is important to note that where an employee has separate periods of employment with one employer in one income tax year, to which the emergency basis applies, the employment is deemed to commence at the start of the first of these periods and continue to the end of the last period of employment or 31 December whichever is earlier.

**Example 1**

A weekly paid employee commences work in income tax week 10, leaves in week 14, resumes work with the same employer in week 28 and leaves finally in week 29. The emergency basis applies throughout.

## Emergency tax

- Weeks 10, 11, 12 and 13 are the first four weeks of employment for the purposes of the emergency procedure
- Week 14 is the fifth week
- Week 28 is the nineteenth week (that is, fourteen weeks after week 14)
- Week 29 is the twentieth week for the purposes of the emergency procedure.

If the emergency basis is still in operation on the following 1 January, the original cycle continues to apply from the date the employment started. If, for example, the first pay date in January occurs on week 6 of the employment, the emergency rates applicable to week 5 onwards apply.

Emergency USC - Apply a flat % rate to all payments.

**Example 2**

A weekly paid employee commences work in income tax week 46 and leaves in week 5 of the following tax year. The emergency basis applies throughout.

## Emergency tax

- Weeks 46, 47, 48 and 49 are the first four weeks of employment for the purposes of the emergency procedure
- Weeks 50, 51 and 52 are weeks five, six and seven for the purposes of the emergency procedure
- Weeks 1, 2, 3 and 4 of the following year are weeks eight, nine, ten and eleven of the emergency procedure. (As stated above, the emergency procedure continues year-on-year)
- Emergency USC - Apply a flat % rate to all payments.

## 9.7 Tax exemption and marginal relief

Some employees/pension recipients are entitled to [tax exemption and marginal relief](#) each year.

Any individual/married or civil partner couple whose total income from all sources is less than or equal to the tax exemption limit appropriate to them will not have to pay tax for that year.

Any individual/married couple whose total income from all sources is over the [exemption limit](#) may qualify for marginal relief. This means that when their wages or pension exceeds a certain limit, they are taxed at the marginal relief rate of 40% instead of the higher rate of tax in operation for that year. If the employee/pension recipient is entitled to tax exemption and marginal relief, the higher rate of tax shown on the RPN will be 40%. (Note: the 2019 highest rate of tax is 40% and the Marginal Relief rate of tax is also 40%).

The decision regarding any individual's entitlement to exemption and marginal relief is made by Revenue, not by the employer. The employer must operate PAYE in accordance with the latest RPN made available to the employer by Revenue.

## 9.8 USC exemption

Where Revenue determines that the employee/pension recipient's total annual income (from all sources that are chargeable to USC) will not exceed the annual USC exemption threshold (€13,000 in 2019), the USC exemption will be stated on the RPN issued by Revenue.

The USC exemption marker is an instruction to the employer not to deduct USC from payments being made.

Where an RPN has issued showing USC exemption and the employer knows that an employee's/pension recipient's pay for USC purposes will in fact exceed the annual USC exemption threshold, the employer should advise the employee/pension recipient to contact his or her Revenue office to have a revised Tax Credit Certificate issued. This will avoid a situation where the employee/pension recipient has an under-deduction of USC at the end of the year.

Alternatively, an employee/pension recipient can update his or her USC exempt (or reduced rate) status online in Jobs and Pensions (in [myAccount](#)). The employee/pension recipient should click on 'Manage your tax 2019', click on 'Overview', click on 'Universal Social Charge', click on 'Edit' and input the updated (higher) expected salary for the tax year. Click 'Next', 'I accept', 'Sign and submit'.

See paragraph [8.16](#) regarding the difference between the Income Tax (PAYE) Exemption marker and the USC Exemption marker on the RPN

## Chapter 10 - Employee pay day – calculating tax and USC due

### 10.1 Applying tax credits and tax and USC cut-off points

Under the tax credit system an employee is entitled to tax credits and a tax cut-off point depending on personal circumstances, for example, married person's or civil partner's tax credit, Employee tax credit, married/civil partner or single or widowed cut-off point, etc.

Depending on personal circumstances, an employee is also entitled to USC cut-off points.

The employer is legally obliged to use the most up-to-date RPN. Tax and USC must be deducted or refunded in accordance with the tax credits and tax and USC cut-off points due and the tax and UCS rates applicable at the time the payment is made.

An employee's tax credits and tax and USC cut-off points are given on the Revenue Payroll Notification (RPN). The RPN will indicate whether the tax credits and tax and USC cut-off points are to be given on a cumulative basis or on a week 1/month 1 basis. If there is no RPN, emergency basis (paragraph [9.5](#)) will apply.

### 10.2 Weekly pay

(See Appendix [3](#) 'Weekly and monthly income tax calendars' for the income tax calendar)

Employers must report their payroll to Revenue on or before the date they pay their employees. For the purposes of these instructions weekly pay should be regarded as paid on the same weekday throughout the year. For example, where the normal pay day is on a Friday but one pay day is changed to the previous Thursday, the following day (Friday) should still be regarded as the pay day **for the purpose of determining the income tax week**. Employers should note however that if there is a change to the normal pay date, employers must report their payroll to Revenue on or before the new date that they pay their staff. Therefore, if a pay date is brought forward for any reason, the reporting obligations must also be fulfilled on or before the new pay date.

The following tax credits and tax and USC cut-off points are to be set against pay:

#### **If cumulative basis applies**

The cumulative tax credits and tax and USC cut-off points up to and including the income tax week in which the pay day falls.

#### **If week 1 basis applies**

The amount of the weekly tax credits and tax and USC cut-off points as shown on the RPN

**If emergency basis applies**

See paragraphs [9.5](#) and [9.6](#).

**Week 53**

If there are 53 weekly pay days in the income tax year, see paragraph [19.2](#) regarding tax and USC deductions in this situation. 'Week 53' occurs where 31 December, or in a leap year 30 or 31 December, is a pay day.

**10.3 Fortnightly pay**

Employers must report their payroll to Revenue on or before the date they pay their employees. For the purposes of these instructions fortnightly pay should be regarded as paid on the same weekday throughout the year. For example, where the normal pay day is on every second Friday but one pay day is changed to the previous Thursday, the following day (Friday) should still be regarded as the pay day **for the purpose of determining the income tax week**. Employers should note however that if there is a change to the normal pay date, employers must report their payroll to Revenue on or before the new date that they pay their staff. Therefore, if a pay date is brought forward for any reason, the reporting obligations must also be fulfilled on or before the new pay date.

The following tax credits and tax and USC cut-off points are to be set against pay:

**If cumulative basis applies**

Income tax week in which payment is made	Cumulative tax credits and tax and USC cut-off points at week no.	Income tax week in which payment is made	Cumulative tax credits and tax and USC cut-off points at week no.
1 or 2	2	27 or 28	28
3 or 4	4	29 or 30	30
5 or 6	6	31 or 32	32
7 or 8	8	33 or 34	34
9 or 10	10	35 or 36	36
11 or 12	12	37 or 38	38
13 or 14	14	39 or 40	40
15 or 16	16	41 or 42	42
17 or 18	18	43 or 44	44
19 or 20	20	45 or 46	46
21 or 22	22	47 or 48	48
23 or 24	24	49 or 50	50
25 or 26	26	51 or 52	52

If the tax credits and tax and USC cut-off points at week number 1 were set against a fortnightly payment made in this week the employee would get only one week's tax credits and tax and USC cut-off points against two week's pay. At the end of 52

weeks, they would have had only fifty-one weeks' tax credits and tax and USC cut-off points set against fifty-two weeks' pay.

#### **If week 1 basis applies**

Twice the amount of the weekly tax credits and tax and USC cut-off points as shown on the tax credit certificate. This includes the situation where fortnightly pay is paid in week number 1.

#### **If Emergency basis applies**

See paragraphs [9.5](#) and [9.6](#).

#### **Fortnight 27**

Normally there will be 26 fortnightly pay days in the year. If there are 27 fortnightly pay days in the year (where 31 December or in a leap year, 30 or 31 December, is a pay day), see paragraph [19.2](#) regarding tax and USC deductions in this situation.

### 10.4 Four-weekly pay

The following tax credits and tax and USC cut-off points are to be set against pay:

#### **If cumulative basis applies**

<b>Income tax week in which payment is made</b>	<b>Cumulative tax credits and tax and USC cut-off points at week no.</b>
1 - 4 inclusive	4
5 - 8 inclusive	8
9 - 12 inclusive	12
13 - 16 inclusive	16
17 - 20 inclusive	20
21 - 24 inclusive	24
25 - 28 inclusive	28
29 - 32 inclusive	32
33 - 36 inclusive	36
37 - 40 inclusive	40
41 - 44 inclusive	44
45 - 48 inclusive	48
49 - 52 inclusive	52

#### **If week 1 basis applies**

Four times the amount of the weekly tax credits and tax and USC cut-off points as shown on the RPN (irrespective of the week in which the payment is made).

#### **If emergency basis applies**

See paragraphs [9.5](#) and [9.6](#).



**Week 53**

See paragraph [19.2](#) regarding a four-weekly payment made in week 53.

**10.5 Monthly pay**

The following tax credits and tax and USC cut-off points are to be set against pay:

Month number	Month ended
1	31 January
2	28/29 February
3	31 March
4	30 April
5	31 May
6	30 June
7	31 July
8	31 August
9	30 September
10	31 October
11	30 November
12	31 December

**If cumulative basis applies**

The cumulative tax credits and tax and USC cut-off points up to and including the income tax month in which the pay day falls.

**If month 1 basis applies**

The amount of the monthly tax credits and tax and USC cut-off points as shown on the RPN

**If emergency basis applies**

See paragraphs [9.5](#) and [9.6](#).

**10.6 Twice-monthly pay**

The following tax credits and tax and USC cut-off points are to be set against pay:

**If cumulative basis applies**

The amounts of cumulative tax credits and tax and USC cut-off points to be set against the payment made at the end of the month are the cumulative tax credits and tax and USC cut-off points figures for the income tax month in which the payment is made.

**Mid-month payments**

The amounts to be set against a mid-month payment made in January are half of the tax credits and tax and USC cut-off points for month number 1. The amounts to be set against a mid-month payment made in any other month are half of the monthly tax credits and tax and USC cut-off points figures plus the cumulative tax credits and

tax and USC cut-off points for the income tax month immediately before the payment is made.

#### Example

For a pay day falling in mid-August - allow cumulative tax credits and tax and USC cut-off points for July plus half of the monthly tax credits and tax and USC cut-off points for August.

#### **If month 1 basis applies**

Half of the monthly tax credits and tax and USC cut off points as shown on the RPN.

#### **If emergency basis applies**

See paragraphs [9.5](#) and [9.6](#).

### 10.7 Quarterly pay

The following tax credits and cut-off point are to be set against pay:

#### **If cumulative basis applies**

<b>Payments made between:</b>	<b>Cumulative tax credits and tax and USC cut-off points due at:</b>
1 January - 31 March (inclusive)	Month 3
1 April - 30 June (inclusive)	Month 6
1 July - 30 September (inclusive)	Month 9
1 October - 31 December (inclusive)	Month 12

#### **If month 1 basis applies**

One quarter of the yearly tax credits and tax and USC cut-off points as shown on the RPN.

#### **If emergency basis applies**

See paragraphs [9.5](#) and [9.6](#).

### 10.8 Half-yearly pay

The following tax credits and tax and USC cut-off points are to be set against pay:

#### **If cumulative basis applies**

The cumulative tax credits and tax and USC cut-off points up to and including month 6 should be set against the first payment and those up to and including month 12 against the second payment, irrespective of the date on which the payment is made.

#### **If month 1 basis applies**

Half the yearly tax credits and tax and USC cut-off points as shown on the tax credit certificate.

**If emergency basis applies**

See paragraphs [9.5](#) and [9.6](#).

**10.9 Yearly pay**

The following tax credits and tax and USC cut-off points are to be set against pay:

**If cumulative basis applies**

The cumulative tax credits and tax and USC cut-off points up to and including month 12, irrespective of the date on which the payment is made.

**If month 1 basis applies**

The amount of the yearly tax credits and tax and USC cut-off points.

**If emergency basis applies**

See paragraphs [9.5](#) and [9.6](#).

Where remuneration of a company director is voted the employer should obtain the most up-to-date RPN from Revenue and use that information to calculate the tax and USC due to the pay period when the payment is made. See paragraphs [3.6.8](#) and [3.6.9](#) regarding the treatment of payments in advance and final payments.

**10.10 Payments at irregular intervals (continuous employment)**

Irrespective of the payment frequency, the employer must ensure that the latest RPN is used for all payroll calculations. The employer must also report the payroll to Revenue, on or before the date the payment is made. Where no payment is made in a particular pay period, there is no requirement to report this fact to Revenue.

**If cumulative basis applies**

Set off the cumulative tax credits and tax and USC cut-off points for the week in which the payment is made.

**If week 1 basis applies**

If the employment commenced before 1 January - set off the total of the tax credits and tax and USC cut-off points for the income tax weeks from week number 1 to the week in which the payment is made, both weeks inclusive.

If the employment commenced since 1 January - set off the total of the tax credits and tax and USC cut-off points for the income tax weeks from the week in which the employment commenced to the week in which the payment is made, both weeks inclusive.

**If emergency basis applies**

See paragraphs [9.5](#) and [9.6](#).

### 10.11 Deduction of tax and USC from 'holiday pay'

The tax credits and tax and USC cut-off points to be set against 'holiday pay' paid in advance of the usual pay day are strictly those (whether cumulative, week 1/month 1 or emergency) that relate to the income tax week or month in which it is paid.

If, however, the effect of paying holiday pay in advance is that the employee receives the equivalent of two or three weeks' pay in the same week and no pay in the following week, or following two weeks, the tax credits and tax and USC cut-off points for those weeks may be set against holiday pay except where the employee is being paid holiday pay immediately before leaving the employment.

Employers should note that, if the above circumstances arise, the latest RPN may not necessarily be used to calculate the employee's statutory deductions. The employer must ensure, therefore, that the latest RPN is used on the **next** pay date following the payment in advance. If the effect of this is that the statutory deductions returned on the previous payroll submission were not correct, the employer should make whatever corrections are required, based on the most up-to-date RPN available and make a new payroll submission to Revenue, to correct any errors.

### 10.12 Salary and other payments earned before 1 January but paid on or after that date

Irrespective of when salary and other payments are earned, the income is taxable in the year in which it is received. Tax and USC must be deducted from salary and other payments earned before 1 January but paid on or after that date in accordance with the tax credits and tax and USC cut-off points due and the tax and USC rates applicable at the time the payment is made.

An employee's tax credits and tax and USC cut-off points are given on the RPN. The RPN will indicate whether the tax credits and tax and USC cut-off points are to be given on a cumulative basis or on a week 1/month 1 basis. If there is no RPN, the emergency basis (paragraphs [9.5](#) and [9.6](#)) will apply.

#### Example

Paul works overtime in December 2018. His employer pays him for the overtime in January 2019. As PAYE operates on a receipts basis, the employer must include this payment in their January payroll submission to Revenue. Any, Pay Related Social Insurance, Universal Social Charge and Local Property Tax (if applicable) deducted will form part of the monthly return for January 2019. The employer should use the RPN for that period in calculating the deductions.

---

---

## Chapter 11 - Social welfare payments

### 11.1 Introduction

In general, payments from the Department of Employment Affairs and Social Protection (DEASP) are taxable sources of income - subject to income tax but not Universal Social Charge (USC) or Pay Related Social Insurance (PRSI). A list of [taxable social welfare payments](#) is available on [www.revenue.ie](http://www.revenue.ie).

Individuals in receipt of taxable social welfare payments who pay their tax through the PAYE system will have their annual tax credits and tax cut-off points reduced by the taxable amount of the DEASP payments which will result in additional tax being stopped from any employment/non-DEASP pension they have.

### 11.2 Taxation of Illness Benefit, Occupational Injury Benefit and Partial Capacity Benefit

Illness Benefit, Occupational Injury Benefit and Partial Capacity Benefit payable by the Department of Employment Affairs and Social Protection (DEASP) are taxable payments. However, Universal Social Charge (USC) and PRSI does not apply.

Child dependent increases (additional payments made to claimants for qualifying children) for Illness Benefit and Occupational Injury Benefit are exempt from tax, USC and PRSI. References to Illness Benefit below include Occupational Injury Benefit and Partial Capacity Benefit.

As part of the ongoing exchange of information arrangements between DEASP and Revenue, Revenue will receive Illness Benefit details which will be updated on the recipient's Revenue's record.

An Illness Benefit recipient who pays their tax through the PAYE system will have their annual tax credits and cut-off point reduced by the Illness Benefit amount which will result in additional tax being stopped from any employment/non-DEASP pension they have. Employees' USC cut-off points will not be affected.

Employers will be advised of the adjusted tax credits and cut-off points on the Revenue Payroll Notification.

As Illness Benefit is being taxed by reducing employees' tax credits and cut-off points, employers are not to include figures for Illness Benefit on the payroll submission. Revenue will adjust the employee's tax credits to account for the taxable DEASP payment and an amended Revenue Payroll Notification will be made available to the employer.

Note: Prior to 1 January 2018, the DEASP notified employers of the taxable amount of benefits the employee received, and employers taxed the payments by including them with pay.

#### 11.2.1 How the reduction in tax credits and tax cut-off point operates

An amended RPN will be made available to the employer after 4 weeks of Illness Benefit payments or once the Illness Benefit claim closes, whichever is sooner. The weekly amount of Illness Benefit will be annualised (multiplied by 52) and an appropriate reduction will be applied to the taxpayer's tax credits and cut-off points on week 1/month 1 basis. Where the Illness Benefit claim is less than 4 weeks duration, the actual amount of Illness Benefit received will be included and the RPN will operate on a cumulative basis.

The RPN that is made available to the employer will be on a week 1/month 1 basis depending on the length of the Illness Benefit claim and the amount received—for example, in most cases where the Illness Benefit is received for less than 4 weeks, a cumulative basis RPN will be made available. For Illness Benefit claims that exceed four weeks, the weekly amount will be annualized, and a week 1/month 1 RPN will be provided. Once the DEASP confirm the claim to benefit has closed, the annualised amount will be replaced with the actual amount of Illness Benefit received and an amended RPN will be made available to the employer.

#### **Example 1: 3 weeks Illness Benefit claim**

An employee is in receipt of Illness Benefit of €198.00 per week from 12 March 2019. The DEASP send details of the first weekly payment to Revenue.

Revenue issues a letter to the employee advising them that the payment is a taxable source of income and that Revenue will collect any tax that may be due on this income by reducing their tax credits.

An amended tax credit certificate (RPN) will not issue at this time.

The following week Revenue receives notification of a second weekly payment of €198.00.

Again, an amended RPN will not issue at this time.

On the third week of the claim, commencing 26 March, the DEASP inform Revenue that the employee has been paid one more weekly payment of €198.00 and that the claim has now closed.

Revenue will now issue a cumulative basis RPN to the employer reducing the employee's tax credits by the total amount of the Illness Benefit received:

	<b>Tax cut-off point (COP)</b>	<b>Tax credits</b>
Original amounts	€34,550.00	€3,300.00
Reduced by total amount of Illness Benefit received	€594.00 (198.00 x 3)	€118.80 [(198.00 x 3) x 20%]
Revised amounts	€33,956.00	€3,181.20

**Example 2: Illness Benefit claim that runs for 4 weeks or more**

The employee is in receipt of Illness Benefit of €198.00 per week from 19 March 2019. The DEASP send details of the first weekly payment to Revenue.

Over the next three weeks the DEASP continues to send details of the employee's weekly Illness Benefit payments to Revenue.

In week 4 of the claim, commencing 9 April, Revenue annualises the weekly Illness Benefit amount and reduces the employee's tax credits and cut-off point as follows:

	<b>Tax cut-off point (COP)</b>	<b>Tax credits</b>
Original amounts	€34,550.00	€3,300.00
Reduced by <b>annualised</b> Illness Benefit payments	€10,296.00 (198.00 x 52)	€2,059.20 (10,296 x 20%)
Revised amounts	€24,254.00	€1,240.80

Revenue makes an amended RPN available to the employer on a week 1/month 1 basis.

From week 5 to week 9 of the Illness Benefit claim the DEASP continues to send details of the employee's weekly Illness Benefit payments. (Note: during this period in medium to long term Illness Benefit claims, a further amended RPN will only be made available to the employer where the weekly Illness Benefit payment increases or decreases and the annualised amount changes).

In Week 10, commencing 21 May, the DEASP informs Revenue that the Illness Benefit claim has closed.

Revenue will now make an amended RPN available on a week 1/month 1 basis to the Employer reducing the employee's Tax Credits and cut-off point by the **actual** amount of the Illness Benefit received:

	<b>Tax cut-off point (COP)</b>	<b>Tax credits</b>
Original amounts	€34,550.00	€3,300.00
Reduced by <b>actual</b> amount of Illness Benefit received	€1,980.00 (198.00 x 10)	€396.00 0 [(198.00 x 10) x 20%]
Revised amounts	€32,570.00	€2,904.00

### 11.2.2 How Payroll operates while the employee is out sick

How employers operate payroll while the employee is out sick will depend on whether or not the employer operates a sick pay scheme and the particular

arrangements between employers and employees. These arrangements are set out in the following paragraphs.

Employers should note, however, that Revenue will make an amended RPN available to employers in respect of employees who are in receipt of Illness Benefit. The employee's tax credits and tax cut-off point will be reduced by the amount of Illness Benefit received by the employee.

**Employers who pay wages, salary, etc. to employees while out sick (top-up etc.) and recover the Illness Benefit from the employees**

The employer should calculate tax, USC and PRSI only on the difference between the wages, salary etc., and the amount of the taxable Illness Benefit received. The tax due on the Illness Benefit is collected by reducing the tax credits and cut-off point on the RPN. The Illness Benefit payment is not chargeable to USC or PRSI.

Example:

An employee earns €700 per week.

The employee is out sick and receives taxable Illness Benefit of €198 per week. He gives this to his employer. The employer tops up his wages in full and applies PAYE/USC/PRSI to

€502 (€700 - €198).

**Employers who pay wages, salary etc. to employees while out sick (top-up etc.) and the employees retain the Illness Benefit**

The employer should calculate tax, USC and PRSI only on the difference between the wages, salary etc., and the amount of the taxable Illness Benefit received. The tax due on the Illness Benefit is collected by reducing the tax credits and cut-off point on the RPN. The Illness Benefit payment is not chargeable to USC or PRSI.

Example:

An employee earns €700 per week.

The employee is out sick and receives taxable Illness Benefit of €198 per week. The employer tops up his wages in full and applies PAYE/USC/PRSI to €502 (€700 - €198).

**Employers who do not pay wages, salary etc. to employees while out sick and the employee retains the Illness Benefit**

The tax due on the Illness Benefit received will be collected by reducing the employee's tax credits and cut-off point on the RPN. When the employee returns to work the employer will apply the amended RPN in payroll.



### 11.3 Jobseeker's Benefit

A portion of Jobseeker's Benefit is taxable. This will not affect employers as Revenue will collect any tax due by reducing the employee's tax credits and tax cut-off point, as necessary.

### 11.4 Tax treatment of Maternity, Adoptive and Health & Safety Benefits

Maternity Benefit, Adoptive Benefit and Health & Safety Benefit payments, payable from the Department of Employment Affairs and Social Protection (DEASP), are taxable in full. However, Universal Social Charge (USC) and PRSI does not apply.

The tax treatment of the three benefits mentioned above is similar and references below to 'Maternity Benefit / leave' may be taken to include each of the other two Benefits.

As part of the ongoing exchange of information arrangements between DEASP and Revenue, Revenue will receive Maternity Benefit details which will be updated onto Revenue's records.

A DEASP Maternity Benefit recipient who pays their tax through the PAYE system will have their annual tax credits and cut-off point reduced by the Maternity Benefit amount which will result in additional tax being stopped from any employment/non-DEASP pension they have.

Employers will be advised of the adjusted tax credits and cut-off points on employer Revenue Payroll Notifications (RPNs).

As Maternity Benefit is being taxed by reducing employees' tax credits and cut-off points, Revenue will update the employee's tax credits. Employers are not to include figures for Maternity Benefit on the payroll submission. Revenue will adjust the employee's tax credits to account for the taxable DEASP payment and an amended RPN will be made available to the employer.

#### **Action by employers**

How Maternity Benefit affects payroll will depend on the particular circumstances or arrangements between employers and employees while employees are out on maternity leave. These arrangements are set out in the following paragraphs.

#### **Employers who pay wages, salary, etc., to employees while out on maternity leave and recover the Maternity Benefit from the employees or directly from the DEASP.**

In such circumstances, only the difference between the wages, salary, etc. paid and the Maternity Benefit recovered is subject to tax, USC and PRSI in the pay period.

### Example

An employee is out on maternity leave from 1 August 2019 and receives their normal gross salary of €700 per week. Maternity Benefit of (say) €235 per week is paid directly to the employer (or handed over in full by the employee to the employer).

Revenue receives notification of the Maternity Benefit from the DEASP, reduces the tax credits and cut-off point by the appropriate amount, and makes a revised RPN available to the employer.

The employee's weekly salary of €700 paid over by the employer to the employee is effectively made up of:

Maternity Benefit	€235
Company salary	<u>€465</u>
	€700

Revenue have taxed the Maternity Benefit by reducing the employee's tax credits and cut-off point. Maternity Benefit is not subject to USC or PRSI.

Only the company salary portion (€465) is chargeable to tax, USC, Employee PRSI and Employer PRSI and is included on the payroll submission.

Maternity Benefit should not be included on the payroll submission as Revenue will reduce the employee's tax credits and tax cut-off point to account for any taxable Maternity Benefit.

### **Employers who pay wages, salary etc., to employees while out on maternity leave (top-up etc.) and the employees retain the Maternity Benefit.**

Where an employer pays an employee full or partial wages or salary while out on maternity leave and the employee retains the Maternity Benefit, tax, USC and PRSI should be charged only on the amount of wages or salary actually paid.

The position is similar to that outlined in the example immediately above.

### Example

An employee is out on maternity leave from 1 August 2019. She retains the Maternity Benefit of (say) €235 per week paid directly to her by the DEASP. As her normal gross salary is €700 per week, her employer tops up her salary to this amount.

Maternity Benefit (paid directly to the employee)	€235
Company salary top-up	<u>€465</u>
	€700

Revenue receives notification of the Maternity Benefit from the DEASP, reduces the tax credits and cut-off point by the appropriate amount, and makes a revised RPN available to the employer.

Only the company salary portion (€465) is chargeable to tax, USC, Employee PRSI and Employer PRSI and is included on the payroll submission.

Maternity Benefit should not be included on the payroll submission.

**Employers who do not pay wages, salary etc., to employees while out on maternity leave and the employee retains the Maternity Benefit**

In all cases, Revenue will receive the Maternity Benefit notification from the DEASP, reduce the tax credits and tax cut-off point by the appropriate amount, and issue a revised RPN to the employer.

If the employee is not entitled to receive any pay on the usual pay day, where cumulative basis applies, the employee may contact her employer to request a repayment of any tax that might be due. Where week 1/month 1 basis applies, no repayment of tax should be made. In this case the employee can claim any refund due directly from Revenue after 31 December.

Alternatively, on the employee's return to work after a period of maternity leave, where cumulative basis applies, any refund of tax which may be due to the employee, can be calculated. In this situation the employer should contact Revenue to confirm that it is in order to make such a refund. If the period of maternity leave was over two tax years, the employee can apply to Revenue for any refund that may be due for the year prior to the current year.

## 11.5 Taxation of Paternity Benefit

Statutory paternity leave of 2 weeks together with a new Paternity Benefit was introduced in respect of births and adoptions on or after 1 September 2016.

Paternity Benefit (including any increases for adults and child dependants), payable by the Department of Employment Affairs and Social Protection (DEASP) is liable to tax. However, Universal Social Charge (USC) and PRSI does not apply.

As part of the on-going exchange of information arrangements between DEASP and Revenue, Revenue will receive details of the benefit payments which will be updated onto Revenue's records.

Individuals who pay their tax through the PAYE system will, where possible, automatically have their annual tax credits and cut-off points reduced by the amount of the Paternity Benefit payments. Employers will be advised of the adjusted tax credits and cut-off points on Revenue Payroll Notifications (RPNs).

All queries relating to the payments should be directed to the DEASP.

## Chapter 12 - Refunds of income tax and USC to the employee

### 12.1 Recording of refunds

In the course of the operation of PAYE a refund of tax and/or USC to an employee may be made by the employer or by Revenue (during a period of unemployment). An employer who makes a refund of tax and/or USC should record it as a separate entry on the employee's payroll record.

(See leaflet [SW3](#) – Employers' Guide to PRSI Contributions, issued by the Department of Employment Affairs and Social Protection regarding refunds of overpaid PRSI contributions).

### 12.2 Refunds arising from the operation of the cumulative system

#### Refunds of Tax

The operation of the PAYE system may result in the cumulative tax credits of an employee on any pay day exceeding the cumulative tax due. In such a case the employer will not deduct tax from that pay (on that pay day) and may also have to make a refund of some or all of the tax deducted from the employee's previous pay in the current tax year.

#### Example

John earns €600 per week.

His weekly tax credits are €60.00 and his weekly cut-off point is €678.85. (For the purposes of this example the standard rate of tax is taken as 20%)

Tax refunds arising from the operation of the cumulative system					
	Cumulative pay to date	Cumulative cut-off point	Cumulative gross tax	Cumulative tax credits	Cumulative tax due
Week 20*	€12,000	€13,577	€2,400	€1,200.00	€1,200.00
Week 21**	€12,600	€14,255.85	€2,520	€1,332.87	€1,187.13 (€12.87 refunded)

\*Up to week 20 John has earned €12,000 and paid €1,200 tax.

\*\*In week 21 the employer receives an amended cumulative tax credit certificate showing his weekly tax credits are now €63.47. His tax cut-off point is unchanged at €678.85.

As the cumulative basis applies, the increased credits are granted with effect from the previous 1 January.

As tax of €1,200 has already been deducted, the employer should give the employee a refund of €12.87.

Cumulative tax deducted to week 20:	€1,200.00
Cumulative tax due in week 21:	<u>€1,187.13</u>
Refund due:	€12.87

### Refunds of USC

A refund of USC may arise where, for example, an employee changes from the [standard rates of USC](#) to the [reduced rates of USC](#).

#### Example

Mary earns €700 per week.

Her 2019 weekly USC cut-off points and rates are:

USC cut-off point 1	€231.00
USC cut-off point 2	€382.20
USC cut-off point 3	€1,347.00
USC rates	0.5%, 2%, 4.50% and 8%

USC refunds arising from the operation of the cumulative system			
Cumulative pay to date	Cumulative USC cut-off points (COP)	USC rates	Cumulative USC due
Week 20* €14,000	COP1: 4,620.00 COP2: 7644.00 COP3: 26,940.00	0.5% 2% 4.50% 8%	€254.10
Week 21** €14,700	COP1: 4,851.00	0.5% 2%	€221.23 (€32.87 refunded)

\*Up to week 20 Mary has earned €14,000 and paid €254.10 USC

\*\*In week 21 the employer receives an amended RPN showing her weekly USC cut-off points and rates are now:

USC cut-off point 1	€231.00
USC rates:	0.5% and 2%

As the cumulative basis applies, the USC cut-off points and rates change applies from the previous 1 January.

As USC of €295.79 has already been deducted, the employer should give her a refund of €116.56.

Cumulative USC deducted to week 20:	€254.10
Cumulative USC due in week 21:	<u>€221.23</u>
Refund due:	€32.87

### Refunds of USC where the RPN shows USC Exemption

Where a cumulative basis RPN indicates that the employee is [exempt from USC](#), if the employee has paid USC already in the tax year (including in previous employments), all previous USC should be refunded. Where the RPN issues on a Week 1 basis, normal Week 1 basis rules apply and no refund is due.

### 12.3 Absence from work for some cause

Where the employee is absent from work through sickness or other similar cause, and is not entitled to receive any pay on the usual pay day, the employer may make a refund of tax, if due, based on the most up-to-date RPN available.

Example:

A weekly-paid employee earns €600 per week. His/her 2019 cumulative tax credit certificate shows the following:

Tax cut-off point	€678.85
Tax credits	€63.47
USC cut-off point 1	€231.00
USC cut-off point 2	€382.20
USC cut-off point 3	€1,347.00
USC rates	0.5%, 2%, 4.50% and 8%

(For the purposes of this example the standard rate of tax is taken as 20%)

Tax refund due where employee is absent from work					
	Cumulative pay to date	Cumulative cut-off point	Cumulative gross tax	Cumulative tax credits	Cumulative tax due
Week 12*	€7,200	€8,146.20	€1,440	€761.64	€678.36
Week 13**	€7,200	€8,825.05	€1,440	€825.11	€614.89 (€63.47 refunded)

USC refund due where employee is absent from work			
Cumulative pay to date	Cumulative USC cut-off points (COP)	USC rates	Cumulative USC due
Week 12* €7,200	COP1: 2,772.00 COP2: 4,428.00 COP3:	0.5% 2% 4.50% 8%	€102.42
Week 13** €7,200	COP1: 3,003.00 COP2: 4,197.00 COP3:	0.5% 2% 4.50% 8%	€98.95 (€3.47 refunded)

\* Up to week 12 the employee has earned €7,200 and paid €678.36 tax and €102.42 USC.

\*\* The employee is absent in week 13, receives no pay for that week and applies for and makes arrangements to collect the €66.94 refund (€63.47 tax and €3.47 USC).

#### 12.4 Reimbursement of employer for tax and/or USC refunded to employee

An employer who makes a refund of tax and/or USC to an employee should deduct the amount refunded from the next remittance of PAYE tax and/or USC to be paid to the Collector General.

If, however, the next remittance of PAYE tax and/or USC to be paid is less than the amount of the refund made to the employee, the employer may apply to the Collector General for reimbursement. Details regarding the refund should be submitted using MyEnquiries or by post to:

The Collector-General,  
Sarsfield House,  
Francis St,  
Limerick.  
V94 R972

#### 12.5 Refund of tax and USC during unemployment

Revenue will make any refund of tax and USC due to an employee who has become unemployed. The employee may apply for a refund directly to Revenue on [Form P50](#). The employee's pay, tax and USC will be provided by the employer on the final employee-level payroll submission up to the date the employee ceases employment.

## Chapter 13 - Local Property Tax – deduction in payroll

### 13.1 Introduction

Property owners can opt to pay their Local Property Tax (LPT) in phased payments by deduction at source from salary or occupational pension.

Employers are required to make this facility available to their employees/pensioners. Where this payment option is chosen, Revenue notify the employer on the RPN of the amount of LPT to deduct from net salary/occupational pension. The deductions are spread evenly over the year. Each time an employer pays an employee and deducts LPT, the amount of LPT deducted from each payment must be reported to Revenue when making the payroll submission.

#### Note:

Where individuals do not submit a LPT return or fail to meet their LPT payment obligations, mandatory deduction at source from salary or occupational pension will be imposed. Employers will not know from the RPN whether the LPT was chosen voluntarily or imposed mandatorily. All RPN's will simply show the LPT amount to be deducted.

### 13.2 Applying the figure of LPT shown on the RPN in payroll

LPT can only be deducted in payroll when it is stated on the employee's/pensioner's RPN.

The LPT stated on the RPN is the total amount of LPT that should be deducted from the employee's salary for the period from the date the RPN is first requested to 31 December. Deductions are to be spread evenly over the number of pay days occurring in the period to 31 December.

#### **Example 1**

A weekly paid employee opts for LPT deduction at source in 2019. In January 2019, an RPN is made available to his/her employer, advising - Total LPT to be deducted: 520.00

This shows that LPT in the amount of €520 is to be deducted in the period 1 January to 31 December 2019. In this employment 52 weekly pay days occur between 1 January and 31 December. The employer calculates that the employee will pay €10 LPT every weekly pay day. At 31 December 2019, €520 (€10 x 52 pay days) will have been deducted.



**Example 2**

A weekly paid employee opts for LPT deduction at source in 2019. In January 2019, an RPN is made available to his/her employer, advising - Total LPT to be deducted: 520.00. The employer deducts LPT of €10 per week.

On 1 July 2019, a revised RPN is received, showing a reduced LPT amount of €416. LPT of €260 (€10 per week x 26 weeks) has been deducted to date. The employer will calculate the new weekly LPT deduction as follows:

Amount of LPT to be deducted per RPN in 2019	€416.00
Amount of LPT deducted to date in the employment	€260.00
Balance to be deducted in the period 1 July to 31 December	€156.00
Number of pay days remaining in the period to 31 December 2019:	26

Amount of weekly LPT to be deducted in the period July to December:  
 $€156.00 / 26 = €6.00.$

**Example 3**

A weekly paid employee opts for LPT deduction at source in 2019. In January 2019, an RPN is made available to his employer, advising - Total LPT to be deducted: 520.00. The employer deducts LPT of €10.00 per week.

On 1 October 2019, a revised RPN is received, showing a reduced LPT amount of €350.00. LPT of €390.00 (€10.00 per week x 39 weeks) has been deducted to date.

The employer will calculate the new weekly LPT deduction as follows:

Amount of LPT to be deducted per RPN in 2019	€350.00
Amount of LPT deducted to date in the employment	€390.00
Balance to be deducted in the period 1 October to 31 December	€0.00

As the amount of LPT stated on the RPN has already been deducted, the employer will cease deducting LPT with immediate effect.

In this example the employee has overpaid his LPT. Employers are NOT to refund LPT. Revenue will deal with ALL refunds after 31 December.

### 13.3 Notification to stop deducting LPT from an employee's salary

An LPT amount of 0.00 shown on the RPN is the instruction to stop deducting LPT.

Until such time as an employer receives a RPN showing 'LPT: 0.00', they are obliged to operate on the amount of LPT stated on the current RPN.

### Example

An RPN in respect of a weekly-paid employee issues in January 2019, showing LPT of €520 is to be collected in the period 1 January to 31 December 2019. The weekly LPT to be collected is €10.00.

On 1 July 2019, the employer receives an RPN showing an LPT amount of 0.00. (The employee has paid off the LPT balance or has elected to pay it by another payment option). The employer will stop deducting LPT with effect from this date.

(Note, this is **not** an instruction to the employer to refund LPT already deducted in the employment. Revenue will deal with ALL refunds of LPT).

In this example, the employee ceases employment on 15 July 2019. When the employer makes the final payment to the employee, this will be reported to Revenue along with the amount of LPT deducted (if any) and the cessation date of the employment.

### 13.4 LPT applied to holiday pay paid in advance of the usual pay day

The 'increased' pay the employee receives in the week immediately preceding the week / 2 weeks holidays is not extra pay earned in that particular week but rather the pay for the following week / 2 weeks brought forward and paid in that particular week.

In this situation, the amount of LPT due in the following week(s) is brought forward to be paid in that particular week. It should be noted that this does not apply where the employee is being paid holiday pay immediately before leaving the employment.

### 13.5 LPT deductions where an individual has two periods of employment with the same employer in the year

This is best illustrated by way of an example:

An RPN in respect of a weekly-paid employee issues in January 2019, showing LPT of €520 is to be collected in the period to 31 December 2019. The weekly LPT to be collected is €10.00.

The employee ceases employment on 31 March 2019. At date of leaving, the amount of LPT deducted is €120 (€10 pw x 12 pay days).

### 13.6 Insufficient net pay in a pay period to pay LPT

When an employee has insufficient net pay in a pay period to pay their LPT, the employer should deduct, as far as possible, the LPT as per the instruction on the RPN

and in the next pay period they should recalculate the amounts to be deducted evenly in the remaining pay periods to 31 December.

If it is evident to the employer that the employee will continue to have insufficient net pay to deduct the LPT that is due to be deducted by 31 December, the employer must notify Revenue through [MyEnquiries](#) that the employee has insufficient income to satisfy the employee's full LPT liability for the year, based on the expected income for the employee.

### 13.7 LPT deduction where the employee is absent from work on sick leave or maternity leave throughout the year

How LPT will be deducted will depend on the particular circumstances or arrangements between employers and employees while employees are absent from work on sick leave or on maternity leave – whether the employee is paid or unpaid while absent.

- **Employers who pay full or partial salary to employees while absent from work on sick leave or on maternity leave**

As the employee is receiving either full or partial salary, the employer should deduct LPT as normal.

- **Employers who do not pay salary to employees while absent from work sick leave or on maternity leave**

During the period of absence, as the employee is not being paid, no LPT can be deducted. When the employee returns to work the employer should request an RPN on or before making a payment to the employee. The RPN will instruct the employer in respect of how much LPT is to be deducted for the remainder of the year.

### 13.8 LPT deduction where an employee is off pay and is due a refund of PAYE and/or USC in cumulative payroll

Where an employee is off pay and is due a refund of PAYE and/or USC in cumulative payroll, LPT is to be deducted from the overpaid PAYE/USC before any refund is issued.

### 13.9 LPT deduction in week 53, fortnight 27, etc.

Where an extra pay period occurs in the year, for example, 53 weekly pay periods, the employer can choose to deduct the total LPT due over 53 weeks or to deduct the total amount due over 52 weeks, leaving the 53rd week free of LPT deduction.

### 13.10 Priority of LPT deduction in payroll

The priority of LPT deduction in payroll is as follows:

- LPT is deducted after allowable pension contributions, PAYE, USC and PRSI
- LPT takes precedence over all non-statutory deductions
- Where a Court Order is already made at the time of issuing the RPN (advising LPT deduction) the Court Order will take precedence over the LPT deduction. If the Court Order is made after the RPN (advising LPT deduction) has issued, the LPT deduction will take precedence.

### Example 1

A Court Order is already made **before** the RPN (advising LPT deduction) is issued.

A Court Order is made since 2016. An RPN showing LPT of €495 issues in January 2019. (For the years 2017 and 2018, the employee paid their LPT by debit card). As the Court Order was made before the issue of the RPN, the Court Order deduction will take precedence.

Order of deductions up to 31 December 2018	
1	Allowable pension contributions / PAYE / USC / PRSI
2	Court Order
3	Non-statutory deductions

Order of deductions from 1 January 2019	
1	Allowable pension contributions / PAYE / USC / PRSI
2	Court Order
3	LPT
4	Non-statutory deductions

A revised RPN showing LPT of €405 is made available by Revenue in October 2019. The date of the original RPN for 2019 applies for priority of deductions. The order of deductions will not change.

Order of deductions from October 2019	
1	Allowable pension contributions / PAYE / USC / PRSI
2	Court Order
3	LPT
4	Non-statutory deductions

### Example 2

A Court Order is made **after** the RPN (advising LPT deduction) is made available.

An RPN showing LPT of €495 issues in January 2019. (For the years 2017 and 2018, the employee paid their LPT by debit card). There is no Court Order made at this time.

<b>Order of deductions up to 31 December 2018</b>	
1	Allowable pension contributions / PAYE / USC / PRSI
2	Non-statutory deductions

<b>Order of deductions from 1 January 2019</b>	
1	Allowable pension contributions / PAYE / USC / PRSI
2	LPT
3	Non-statutory deductions

A Court Order is made from 1 July 2019. As the Court Order was made after the RPN, the LPT deduction takes precedence.

<b>Order of deductions from 1 July 2019</b>	
1	Allowable pension contributions / PAYE / USC / PRSI
2	LPT
3	Court Order
4	Non-statutory deductions

A revised RPN showing LPT of €405 is made available by Revenue in November 2019. The date of the original RPN for 2019 applies for priority of deductions. The order of deductions will not change.

<b>Order of deductions from November 2019</b>	
1	Allowable pension contributions / PAYE / USC / PRSI
2	LPT
3	Court Order
4	Non-statutory deductions

### **Example 3**

An RPN (advising LPT deduction) is made available **at the same time** that a Court Order is made.

An RPN showing LPT of €495 is made available on 5 January 2019. (For the years 2017 and 2018, the employee paid their LPT by debit card). A Court order is made with effect from 5 January 2019. In this situation, the Court Order takes precedence.

**Example 4**

Deduction at source stops and subsequently recommences in the same year. A Court Order made in the period before the amended RPN (advising LPT recommencement) is made available.

**Note**

For priority of deduction purposes, where a revised RPN issues stopping LPT deduction at source (that is, showing LPT: 0.00), the date of any subsequent RPN (advising LPT deduction) issued in the year should be treated as the date of first instruction to deduct LPT in the year.

An RPN showing LPT of €495 is made available to the employer in January 2019. (For the years 2017 and 2018, the employee paid their LPT by debit card). There is no Court Order made at this time. LPT deductions commence from 1 January 2019.

<b>Order of deductions from 1 January 2019</b>	
1	Allowable pension contributions / PAYE / USC / PRSI
2	LPT
3	Non-statutory deductions

A Court Order is made from 1 May 2019. As the Court Order was made after the RPN issued, the LPT deduction takes precedence.

<b>Order of deductions from 1 May 2019</b>	
1	Allowable pension contributions / PAYE / USC / PRSI
2	LPT
3	Court Order
4	Non-statutory deductions

In September 2019, the employee changes his method of LPT payment. A revised RPN showing 'LPT: 0.00' issues. The employer stops deducting LPT.

<b>Order of deductions from September 2019</b>	
1	Allowable pension contributions / PAYE / USC / PRSI
2	Court Order
3	Non-statutory deductions

In October 2019, a revised RPN showing 'LPT: 200.00' is made available by Revenue.

**Priority of deduction:**

As the Court order is already made at the time the revised RPN (advising LPT recommencement) issues, the Court Order takes precedence.

<b>Order of deductions from October 2019</b>	
1	Allowable pension contributions / PAYE / USC / PRSI
2	Court Order
3	LPT
4	Non-statutory deductions

### 13.11 LPT deductions where employee leaves mid pay period

Where, for example, a four-weekly paid employee leaves employment having worked only one week in their last pay period, the full four-weekly amount of LPT should be deducted.

The same principle applies to fortnightly-paid employees - the full fortnightly amount should be deducted.

### 13.12 Arrears of pay paid to an ex-employee and LPT

LPT should not be deducted from any payment paid to an employee who has ceased employment. Once the individual has ceased employment the employer ceases deduction of LPT.

## Chapter 14 - Employers' duties before the income tax year commences

### 14.1 Issue of Revenue Payroll Notifications (RPNs) to employers

An employer should be in a position at the start of each new tax year to make correct PAYE deductions on and from the first pay day, which falls in that year.

In December of each year Revenue will make available an RPN advising employers of the tax credits and tax and USC cut-off points (and Local Property Tax, where a deduction in payroll applies) for the coming year for each employee. Any updates to tax credits, tax and USC cut-off points arising out of the annual Budget will be included in the RPN. Employers with an exemption from paying and filing online will receive RPN's in paper format.

If in the event of persistent technology failure, the Revenue systems cannot be contacted by the employer to retrieve the latest RPN's the employer should:

- Use the previous RPN for the year in question.
- If no previous RPN is held for the year in question (in the case of a new employee or the first RPN of the year), the emergency basis of taxation should be used.

The employer should immediately notify Revenue of any issue that impacts on the employer's ability to correctly operate the PAYE system.

A technology systems failure is defined as arising when:

- Revenue's electronic system is not functioning or not functioning properly in order to allow the employer comply with their obligations, or
- The employer is unable to use the Revenue system because of a general or partial failure of an internet provider or electricity service provider.

#### **Use of Revenue Payroll Notifications by Employers**

An employer is legally obliged to request the latest RPN for their employees and must also apply the tax credits notified to them, even if the tax credits on the RPN are zero. If no RPN is available, the employer must operate the emergency basis of tax and USC.

#### **Employee hired but never commences**

Employers must submit their payroll to Revenue on or before the date they pay their staff. Prior to reporting the payroll, employers must look for the most up-to-date RPN for their staff. Where an employee, who has been hired by the employer, subsequently does not take up employment with the employer, a cessation date should be entered on the payroll submission and reported to Revenue. Where the RPN was issued in paper format, it should be disposed of in a confidential manner.



## Chapter 15 - New employees and employees recommencing

### 15.1 When a new employee commences employment (or an employee resumes employment after a previous cessation)

A person taking up employment or resuming employment after a previous cessation should be asked to provide their Personal Public Service Number (PPSN). If the person is new to the employment and provides a PPSN, all reasonable steps must be taken to ensure the PPSN provided is valid. For the purpose of ensuring that the PPSN provided is correct, Revenue has provided a PPS Number checker. This service can be accessed under My Services/Other Services in ROS. Further information on this facility can be found at paragraph 15.3.

The information below shows the procedure to be followed when a new employee commences (or a previous employee recommences) in employment.

#### **Direct Payroll Reporting software.**

Some payroll software packages may facilitate an automatic request to Revenue for a Revenue Payroll Notification when a new employee is added to the payroll. Employers who use payroll software should contact their payroll software provider in order to establish the particular features of their payroll software package as the options may vary from provider to provider.

#### **ROS Users**

Employers will be able to access the Employer Payroll Service from the ROS homepage. Under the Revenue Payroll Notifications (RPN) tab, employers will be able to request an RPN for new or existing staff. In respect of new staff, employers may request an RPN using either (a) the option to upload a file created by their payroll software or (b) by manually inputting specific details relating to the new staff member(s). Explanatory text is provided, where necessary, to assist employers in fulfilling their requirements. Where no RPN is provided in respect of an employee, the employer must operate emergency tax and advise the employee in question to contact Revenue.

#### **Non-ROS Users**

The employer should contact Revenue when a new employee commences/former employee re-commences in their employment.

#### **Note**

The emergency basis of tax deduction (paragraphs [9.5](#) and [9.6](#)) must be operated where no PPS Number is provided by the employee or, having contacted Revenue to obtain an RPN, the employer receives a message to indicate that the employee is not registered with Revenue.

Following the above steps, an RPN will be made available to the employer. This will show the tax credits, and tax and USC cut-off points. The RPN may be on a cumulative basis (effective from the beginning of the tax year, in which case it will

also include the employee's pay, tax and USC details, if any, from the previous 1 January to the date of commencement with the new employer) or on a Week 1 Basis.

#### **Where the new employee has a PPS Number**

If the new employee has a PPS Number, an Employment ID must be assigned to the employee when commencing the employment. If the employer is using payroll software, the Employment ID will be created by the payroll software. If payroll software is not used to run the payroll, the Employment ID must be created and assigned by the employer. The Employment ID must be a unique identifier and it must remain unchanged where the employment is of a continuous nature. If the employee ceases employment with an employer and subsequently returns to the same employer in the same year, a new Employment Identifier must be allocated to that employee. Further information in respect of the Employment ID can be found in Appendix 5.

#### **Where the new employee does not have a PPS Number**

If on commencement of employment, the employee does not have a PPS Number, the employee should be referred to the Department of Employment Affairs and Social Protection (DEASP) to obtain one. Where this is the employee's first ever employment in Ireland, they should be advised that when they receive their PPS Number, they must register for [myAccount](#) and use the [Jobs and Pensions service](#) to tell Revenue about their new job. When the employer receives the PPSN from the employee they should include the PPSN with the Employment ID in the payroll submission and request an RPN for the employee.

Emergency basis of tax and USC deduction must be operated for the duration of time where the employee does not provide a PPS Number. When making a payroll submission in respect of any employee where the PPS Number is not available, the employer must create an Employer Reference Number and include it on the payroll submission. An Employer Reference is a unique identifier which must be provided by the employer in respect of all employees for whom he/she does not have a PPS Number. Further information in relation to the Employer Reference can be found in Appendix 5.

## **15.2 What is a 'new employee'?**

For PAYE purposes a new employee is one who takes up employment or resumes employment after a previous cessation of employment. It also includes a company director who may previously have been self-employed.

If the employer is aware that the new employee was not previously employed (for example, a school-leaver), the employee should be advised to register for [myAccount](#) and update their job through the [Jobs and Pensions service](#). The employee should advise the employer once the registration process has been successfully completed. The employer will then be able to request the latest Revenue Payroll Notification for that employee.

## 15.3 Personal Public Service Numbers

The Personal Public Service number is an individual's unique reference number and is issued by the Department of Employment Affairs and Social protection (DEASP). It is used for a wide variety of public services, such as social welfare, public health, education and Revenue.

On commencement of employment, the employer must take reasonable measures to verify that the PPS number provided is a valid one and it refers to the employee who provided it. For the purpose of ensuring that the PPSN provided is correct, Revenue has provided a PPS number checker. This service can be accessed under My Services/Other Services in ROS.

A ROS user will input selected details relating to a current or newly recruited employee, to check the validity of the PPS/W number which has been provided. A simple Valid or Invalid response will be returned.

The employer will be regarded as having taken reasonable measures where they check the PPS number provided against one of the following documents:

- A tax credit certificate
- A Public Services card or a Social Services card or PPS number registration letter issued by the DEASP
- A notice of assessment to income tax or capital gains tax
- Any other item of correspondence from Revenue which specifically quotes the PPS number
- A payslip from a previous employer which shows the PPS number
- A form P45 (years up to 2018 only)
- A form P60 (years up to 2018 only)
- A form P21 Balancing Statement (years up to 2018 only) or End-of-Year Statement provided by Revenue.

If a new employee does not hold a PPS number, they should be advised to contact the DEASP for one. Contact details are available on [www.welfare.ie](http://www.welfare.ie).

### 15.3.1 The format of the employee PPS number

The format of the PPS number changed for all new numbers issued to individuals on or after 1 January 2013.

- **PPS numbers issued prior to 1 January 2013**

For all PPS numbers issued prior to 1 January 2013, the format of the PPS number is 7 numeric characters (including leading zeros), a check character (alpha) and possibly a W or a T.

Example 1	PPS number 1234567A	This is the most common PPS number format - 7 numeric characters and a check character.
Example 2	PPS number 1234567AW	This format is sometimes used for the spouse of Example 1.
Example 3	PPS number 1234567AT	<p>This PPS number format is used to advise the employer that the individual with PPS number 1234567A also has a second live employment with the same employer. In other words, the employee has 2 employments with the same employer at the same time - the employee is on their payroll twice.</p> <p>For example, an individual may be employed as a sales assistant during the day and also works in the accounts office one night per week and the employer wishes to record the two sets of pay separately - see Note 2 below.</p> <p>The tax credit certificate with PPS number 1234567A is used for the first employment. The tax credit certificate with PPS number 1234567AT is used for the second employment with the same employer.</p>

**Note 1:** The PPS number 1234567A is used in this guide as an example. This PPS number should never be used by an employer as a 'temporary' number for any employee - all employees must obtain their own PPS number from the DEASP.

**Note 2:** In Example 3 above, it is the employer's choice to put the employee on the payroll twice. The employer wants to keep the two sets of pay separately on their payroll records. There is no requirement or obligation to do this. Other employers would just put the employee on the payroll once - and pay the extra wages or salary altogether.

- **PPS numbers issued on or after 1 January 2013**

For all new PPS numbers issued to individuals on or after 1 January 2013, the format of the PPS number is 9 characters, that is, 7 numeric followed by 2 alpha characters with the second alpha character being A.

Example 4	PPS number 1234567SA	This is the most common 'new format' PPS number format.
Example 5	PPS number 1234567SZ	<p>Second live employments with the same employer can be identified by using the letter Z in the ninth character.</p> <p>This PPS number format is used to advise the employer that the individual with PPS number 1234567SA also has a second live employment with the same employer. In other words, the employee has 2 employments with the same employer at the same time - the employee is on their payroll twice.</p> <p>For example, an individual may be employed as a sales assistant during the day and also works in the accounts office one night per week and the employer wishes to record the two sets of pay separately - see Note 4 below.</p> <p>The tax credit certificate with PPS number 1234567SA is used for the first employment. The tax credit certificate with PPS number 1234567SZ is used for the second employment with the same employer.</p>

**Note 3:** The PPS number 1234567SA is used in this guide as an example. This PPS number should never be used by an employer as a 'temporary' number for any employee - all employees must obtain their own PPS number from the DEASP.

**Note 4:** In Example 5 above, it is the employer's choice to put the employee on the payroll twice. The employer wants to keep the two sets of pay separately on their payroll records. There is no requirement or obligation to do this. Other employers would just put the employee on the payroll once - and pay the extra wages or salary altogether.

### 15.3.2 W-Numbers

W-numbers, which are PPS numbers that include a 'W' as the second alpha character, (for example 1234567TW), are being updated where a new, distinct PPS number has been issued by the Department of Employment Affairs and Social Protection (DEASP).

Since September 2017, Revenue is identifying and replacing a significant volume of 'W- numbers' that have been replaced by new, distinct PPS numbers. As the Revenue records are updated, we are writing to employees/pensioners to advise them to use their new, distinct (correct) PPS number in all future communications.

Employers may notice an increase in the number of cases where PPS numbers are changed, and should ensure that all relevant payroll records are updated to the new PPS number.

Where an employee's/pension recipient's PPS number has changed, the RPN will be made available under the new PPS number and the former PPS number (W-number) will also be referenced.

**The correct PPS number must be used in payroll, on the payroll submission and in all correspondence with Revenue.**

Employers must ensure that the correct PPS number is used for their employees/pension recipients. All employers should have a Revenue Payroll Notification (RPN) with the correct PPS number for all their employees.

Where an employer uses an incorrect PPS number for their employee(s), this will have implications for the employee's DEASP PRSI record.

See leaflet [SW3](#) – Employers' Guide to PRSI Contributions, issued by the Department of Employment Affairs and Social Protection (DEASP). Details of the percentage rates of PRSI contributions can be found in leaflet [SW14](#) issued annually by DEASP.

#### 15.4 Employee's previous pay, tax and USC notified to the employer

When a new employee commences in employment, or an employee resumes employment with the same employer after a previous cessation, all the pay, tax and USC details from 1 January up to the date of the new employment will be included on the Revenue Payroll Notification that will be made available to the employer by Revenue.

If details of previous pay, tax and USC are not known or not available to Revenue, (for whatever reason), the RPN for that employee will be provided on a week 1/month 1 basis and previous pay, tax and USC figures will not be shown on the RPN.

The details of previous pay, tax and USC (if available) will only be shown on the first RPN that issues to the new employer following the commencement of the employment.

If Revenue is advised of supplementary pay, tax and USC for an employee for the current year, the supplementary pay, tax and USC details will be added to the details already known and will be shown on the next RPN that is made available to the employer.

The RPN will not give a breakdown of each employment where the employee received the payments or paid the tax and USC – it just shows the total cumulative figures to the date of commencement of this period of employment.

The PAYE system works on a cumulative basis – all pay to date is taken into account when calculating the employee's tax and USC. Where an employee had a previous employment (s) with the same employer in the tax year, the employer would know

from their own records the total amount of pay, tax and USC already paid to the employee during different periods of employment but they must use the cumulative pay, tax and USC from all employments to date (notified to them on the RPN) when calculating tax and USC liability.

The employee's previous pay, tax and USC details are included on the RPN to assist the employer in calculating the correct tax and USC. The pay, tax and USC figures are the most up-to-date figures available to Revenue. If the pay, tax and USC figures are not available, the RPN will be on a week 1/month 1 basis.

If the employer is aware that the pay, tax and USC figures on the RPN are incorrect, this should be brought to the attention of the relevant Revenue office.

Note: It is Revenue policy not to issue an RPN that would cause hardship to the employee. If the implementation of a cumulative RPN generates a nil salary or large underpayment the employer should contact Revenue's National Employer helpline at 01-738 3638 for further instruction.

### 15.5 Refund of tax to a new employee

A refund of tax and/or USC may be made to a new employee where a cumulative Revenue Payroll Notification is received by the employer and the refund arises as a result of applying the tax credits and tax and USC cut-off points on the RPN.

Any refund of tax and/or USC due to a new employee who is a former employee must be made on the basis of tax and/or USC shown on the RPN received from Revenue and not on the basis of the employer record of tax and USC deducted during the previous period of employment.

### 15.6 Payments by two employers in the same income tax week or month

Where an employee commences a new employment and the previous employment is not ceased on Revenue records, there may be no tax credits, tax and USC cut-off points available to offset against the new employment. In these circumstances, it is important that the cessation date is entered on the final payroll submission for that employee. Similarly, where an employee has an existing employment and they take up a second employment, there may be no credits or tax and USC cut-off points available to offset against the new employment. The employee may choose to allocate some tax credits and tax and USC cut-off points against the second employment and this can be done by accessing the 'Manage Your Tax 2019' facility within myAccount. Employers should note that they are obliged to operate the latest RPN provided by Revenue, irrespective of the credits and tax and USC cut-off points shown on the RPN.

## 15.7 Change from monthly to weekly pay, etc., following change of employment

Where a monthly paid employee ceases employment and subsequently takes up a weekly paid employment the following guidelines will apply:

- If, when the second (weekly paid) employment commences there is no cessation date entered for the first employment (monthly paid), the RPN made available to the new employer will contain whatever credits, tax and USC cut-off points that are not currently allocated to an employment, on a week 1 basis, even if this is zero.



## Chapter 16 - Cessation of an Employment (including casual employees)/death of an employee

### 16.1 Introduction

When an employee leaves an employment, is granted a career break or dies while in the employment, the employer should include the date of leaving/date of death on the payroll submission for the final payment to that employee.

This notifies Revenue that the employee has ceased employment. It is important that the employer includes the date of leaving on the final payment as it ensures that when an employee commences in a new employment, all the pay, tax and USC details from 1 January up to the date of the new employment are included on the cumulative Revenue Payroll Notification (RPN) issued by Revenue to the new employer.

Where a previous employer delays in submitting the date of leaving to Revenue, Revenue will not be able to allocate tax credits and tax and USC cut-off points to a new employment, meaning that the individual will suffer an excessive tax deduction as Revenue will only be able to issue a Nil RPN.

#### **Casual employees**

It is acknowledged that, in the case of casual employees i.e. employees without fixed hours or attendance arrangements, employers may not know whether the employee will attend for work again. As a result, the employer may not be in a position to include the date of leaving on the final payroll submission for that employee.

Accordingly, where such employees are not paid by the employer for a period of three months, a date of leaving should be reported to Revenue on a payroll submission for such employees immediately after three months has elapsed. The date of leaving should be the last day the employee worked with that employer. The employee will also have the option to cease the employment using the Jobs & Pensions facility within myAccount.

#### **Death of an employee**

In the case of a deceased employee, the employer should enter the date of death under the cessation date on the payroll submission.

### 16.2 Calculation of tax at date of leaving or at date of death

Tax and USC liability at date of leaving should be calculated by reference to the instructions in paragraphs [10.1](#) to [10.12](#) even if the payment made at that date relates to a period shorter than the employee's normal pay period. For example, a monthly paid employee should, if a payment of salary is made in the month in which

employment ceases or the employee passes away, be given the full tax credits and tax and USC cut-off points, if any, due for the month, even if the payment relates to part of the month only. The employer must always use the latest RPN to calculate the statutory deductions for the relevant pay period.

The employer should refund any overpayment of tax and USC, which arises through the application of the foregoing instruction, in the usual way.

### 16.3 Employee retiring on a pension paid by the employer

If an employer has one registration number for both employees and occupational pension recipients, an employee who retires on a pension paid by the employer should not be treated as having left the employment. The pension should be included on the payroll record as though it represented continuation of pay, and deduction or refund of tax and USC should continue in the normal way. See also leaflet [SW3](#) - the Employers' Guide to PRSI Contributions on the Department of Employment Affairs and Social Protection (DEASP) website regarding change of contribution class.

However, the employee may retire at an age when they may be entitled to make a claim for Jobseeker's Benefit from the DEASP. In these circumstances the employer should give the retiring employee a letter setting out the facts of the situation and including the employee's pay, tax & USC etc. to the date of cessation of the employment. The employee will then be in a position to provide this letter to the DEASP in support of their claim for Jobseeker's Benefit.

### 16.4 Employee retiring on a pension paid by the employer and dealt with under a separate registration number or paid by a separate body (trust fund, life assurance company etc.)

In these circumstances, a payroll submission should be made under the employer registration number from which the employee is retiring. In addition to providing the employee's pay, tax USC etc., a date of cessation should be entered on the payroll submission.

Subsequently, a request for an RPN can be submitted under the employer registration number relating to the pension. The pension provider will receive an RPN showing the employee's tax credits, tax and USC cut-off points together with the employee's taxable pay and statutory deductions from 1<sup>st</sup> January to date. This will have the effect of creating the employment and will ensure that the correct deductions, under the cumulative system, continue to be made from the employee's pension.

## 16.5 Employee transferred from one branch to another

(See paragraph [2.10](#) regarding separate registration numbers for the same employer.)

In these circumstances, a payroll submission should be made under the employer registration number from which the employee is moving. In addition to providing the employee's pay, tax USC etc., a date of cessation should be entered on the payroll submission.

Subsequently, a request for an RPN can be submitted under the employer registration number relating to the new employer. The new employer will receive an RPN showing the employee's tax credits, tax and USC cut-off points together with the employee's taxable pay and statutory deductions from 1<sup>st</sup> January to date. This will have the effect of creating the employment and will ensure that the correct deductions, under the cumulative system, continue to be made from the employee's pay.

## 16.6 Married (non-assessable spouse) employee becoming a widow(er) / Other civil partner becoming a surviving civil partner

Under [Joint Assessment](#) the tax credits and reliefs available to a couple in a marriage or a civil partnership can be divided between each person to suit their circumstances. One person is nominated as the 'assessable spouse' or 'nominated civil partner' and as such is responsible for completing the tax return for the couple and is chargeable to tax on their joint income. The other person is referred to as the 'non-assessable spouse' or 'other civil partner'.

Where the assessable spouse or nominated civil partner dies and the non-assessable spouse or other civil partner remains in employment, Revenue will make a new RPN available to the employer.

See also leaflet [SW3](#) - the Employers' Guide to PRSI Contributions on the DEASP website regarding change of contribution class.

Revenue will notify the employer of any change in the employee's tax credits and tax and USC cut-off points and/or any instructions in regard to the employee's PPS number and payroll record. In the meantime, the employer must calculate tax and USC in accordance with the latest RPN available.

---

---

## Chapter 17 - Pay Related Social Insurance (PRSI)

### 17.1 PRSI

A PRSI contribution is payable in respect of full-time and part-time employees and consists of an employer's and an employee's share of PRSI.

The PRSI class of the individual employee determines the rate at which PRSI is calculated. For information on PRSI and your responsibilities as an employer please see leaflet [SW3](#) -

the Employers' Guide to PRSI Contributions on the [Department of Employment Affairs and Social Protection \(DEASP\) website](#).

An employer requiring advice should contact the DEASP. Contact details are available on their website.

### 17.2 PRSI records to be kept

Employers must keep a record of the employee's and employer's PRSI

- The Employee's weekly/monthly PRSI contributions
- The Total weekly/monthly PRSI contributions
- The contribution class of the employee
- Any change of contribution class during the employment
- The new contribution class where the class has changed
- The date of change of contribution class, if any
- The number of weeks of insurable employment at the initial class (and at the subsequent class(es) if the contribution class has changed).

In addition, the employer must provide the following information to revenue (where applicable) on the weekly/bi-weekly/monthly payroll submission:

- Pay for Employee PRSI purposes
- Pay for Employer PRSI purposes
- If the employee is exempt from PRSI in Ireland (True/False)
- PRSI exemption reason where applicable
- PRSI Class and Sub-class
- Number of insurable weeks
- Employee PRSI paid
- Employer PRSI paid.

## Chapter 18 - Payments to the Collector General

See [Agent's Guide to the Collector-General's Division](#)

### 18.1 Monthly remittance to Collector General

As previously advised, employers must submit their payroll to Revenue on or before the date they pay their employees. Based on the employer payroll submissions, Revenue will make a statement available to the employer by the 5<sup>th</sup> of the following month. The employer has until 14<sup>th</sup> of that month to accept the statement. If no action is taken by the employer by 14<sup>th</sup> of the month, the statement will be deemed the Return and payment will be due in accordance with the timelines outlined in paragraph 18.2 below.

Note:

Where a return and associated payment are not made electronically by the extended deadlines, the extended due date will be disregarded so that, for example, any interest imposed for late payment will run from the former due dates and not the extended date.

### 18.2 Quarterly/Annual remittance to Collector General

Employers, who have been registered as an employer for a period in excess of twelve months and whose total PAYE, PRSI, USC and LPT payments for the year are €28,800 or less may request approval to pay their liability on a quarterly or annual basis, rather than on a monthly basis.

Employers who are exempt from e-filing should apply in writing to:

Collector General's Customer Service Unit,  
Sarsfield House,  
Francis St,  
Limerick.  
V94 R972

The return filing Frequency, return due date and payment due date for all employers in respect of PAYE/USC/PRSI/LPT is as follows:

Remitter Type	Return Due Date	Payment Due Date
Monthly	14 days after the end of the month.	14 days after the end of the month (23 days for ROS users who file and pay online)

Quarterly	14 days after the end of the month.	14 days after the end of each quarter (23 days for ROS users who file and pay online)
Annual	14 days after the end of the month.	14 days after the end of the year (23 days for ROS users who pay and file online)

Eligible employers who are currently on a monthly basis for PAYE/USC/PRSI/LPT remittance and who wish to remit on a quarterly basis should apply in writing to the Collector General using MyEnquiries.

## 18.3 Methods of payment

### 18.3.1 ROS

#### **ROS Debit Instruction (RDI)**

The ROS Debit Instruction (RDI) enables regular payments to be made directly from the customer's bank account. With the RDI the amount and date of each payment is determined solely by the customer. The RDI does not confer on Revenue a right to take money from a customer's bank account until each payment is initiated and authorised by that customer. An RDI mandate can be completed by accessing the RDI link on the ROS 'My Services' screen. Bank details can be updated/amended at any time. Please allow 2/3 working days for the amended bank details to update on ROS.

You can contact our ROS payment support:

- using [MyEnquiries](#) available on ROS
- by telephone at 01 738 3663 (+ 353 1 738 3663 if calling from outside the Republic of Ireland).

### 18.3.2 Credit Card / Debit Card

No charges apply to payments to Revenue by credit card/debit card, irrespective of whether the cards are personal, business or international. (Up to 4 April 2018, credit card transactions incurred a facilitation fee at 1.1% of the tax liability).

All credit card/debit card payments will be processed on the day of completion. A facility to pay by credit card or debit card by phone is also available at 01 738 3663. (+ 353 1 738 3663 if calling from outside the Republic of Ireland).

**Mandatory e-filers must file and pay on ROS.** Further information can be found on Revenue's website under [Online services](#).

### 18.3.3 RevPay (Payments in myAccount)

RevPay is an online payment facility in [myAccount](#). RevPay enables non-ROS customers to make online payments of tax, interest and penalties for a wide range of taxes and other payments.

#### **Use of paper form Revenue Payroll Notifications and Payroll Submissions.**

To assist employers who are paper filers, Revenue has prepared a guide entitled Reporting Payroll Information and Completing the Employer Monthly Return.

Each registered employer who is a paper filer and not a mandatory e-filer, is issued each month with a two versions of a payroll submission form-a simplified version and a long version. Further information in relation to completion of the payroll submission can be found in the Reporting Payroll Information and Completing the Employer Monthly Return.

Payment may be made by any one of the following methods:

- by lodging the total amount due with the completed Bank Giro/Pay slip at any bank,  
or
- by sending the total amount due with the completed Bank Giro/Pay slip to:


The Collector General,  
Sarsfield House,  
Francis Street,  
Limerick.  
V94 R972


### 18.4 Direct debit


Employers can apply to pay their PAYE/USC/PRSI/LPT in monthly instalments by direct debit. Such amounts paid by direct debit should be sufficient to cover 90% of the employer's overall monthly liability. A facility is provided for employers to amend the monthly amount during the year where it is found that payments are not sufficient to cover the annual liability.


Contact: Direct Debit, Collector General:

- by post: Sarsfield House, Francis Street, Limerick. V94 R972
- by Telephone: 01 738 3663 (+ 353 1 738 3663 if calling from outside the Republic of Ireland)
- using MyEnquiries on ROS:

Enquiry relates to \* 

Collector-General's 

More specifically \* 

Direct Debit 

### Variable Direct Debit

All customers, regardless of outstanding returns/balances can apply to be included on the Variable Direct Debit scheme. The variable direct debit will collect the outstanding balance for the current period only. Collection will take place on the third last working day of the month followed by a second attempt seven working days later, if the first attempt fails. The second attempt at collection will be deemed a late payment so penalties and/or interest on late payment will apply.

## 18.5 Interest on overdue payments

The employer will be charged interest on any overdue payment at the following rates for each day or part of a day for which payment is overdue:

- IT, CT and CGT - 0.0219%
- PAYE/PRSI, VAT and RCT - 0.0274% (for PAYE/PRSI, interest will be charged from 14th of the relevant month).

Where an electronic return and associated payment are not made by the extended due date, the extended due date will be disregarded so that, for example, any interest imposed for late payments will run from former due dates and not from the extended dates.

## 18.6 Notification to Collector General if no tax, USC, PRSI and LPT due for a payment period

A payroll submission is not required where an employer has not made any payment to staff during a pay period. The monthly statement, due to issue to employers on 5<sup>th</sup> of the month, will reflect the submissions made by the employer during the previous month. The employer should review this statement and satisfy themselves that it reflects the payroll submissions made by them during the previous month. The employer has until 14<sup>th</sup> of the month to accept the statement. If no action is taken by the employer, the statement will be deemed the monthly return and the declared liability will become due.

## 18.7 Separate registrations: remittances

See paragraph [2.10](#) regarding remittances to the Collector General by an employer who is registered for PAYE purposes under different registration numbers.



## Chapter 19 - Employers' duties during the year

### 19.1 Checklist for employers

At all times an employer must:

- Ensure that the correct PPS number is used for their employees – see paragraph [15.3](#).
- Ensure that a PAYE/PRSI/USC/LPT record is set up for each employee for the coming income tax year (paragraph [14.1](#))
- Use the most up-to-date Revenue Payroll Notification (RPN) when calculating employee statutory deductions
- Make a payroll submission to Revenue on or before the date they pay their staff
- At the end of the year, deal with 'week 53' and similar cases (paragraph [19.2](#)) if there is a pay day on 31 December (or in a leap year on 30 or 31 December)

It is important to note that the term 'employee' includes directors and occupational pension recipients.

### 19.2 Week 53, fortnight 27, etc.

'Week 53' occurs when there are fifty-three weekly (or 27 fortnightly or 14 four-weekly) pay days in the year. This happens when a pay day falls on 31 December or, in a leap year, on 30 or 31 December. The employer should set tax credits and the cut-off point against that payment on a non-cumulative basis (week 1/month 1 basis) in accordance with the following table:

Pay day falling on 31 December (or in a leap year on 30 or 31 December)	
<b>If the number of pay days in the tax year is:</b>	<b>Then tax credits and the tax and USC cut-off points to be set against payment is:</b>
53 Weekly	As for week 1 basis (paragraph <a href="#">10.2</a> )
27 Fortnightly	As for week 1 basis (paragraph <a href="#">10.3</a> )
14 Four-weekly	As for week 1 basis (paragraph <a href="#">10.4</a> )

As a result, the employee will get the benefit of more than the year's total tax credits and tax and USC cut-off points.

If the emergency tax basis applies, the tax credits and cut-off point, if any, and the rate of tax deduction will depend on the number of calendar weeks or months since the emergency basis first applied, within the tax year, to the employee's pay (see paragraphs [9.5](#) and [9.6](#)).

For details on USC in week 53, see paragraph [8.8](#).

### 19.3 Making a payroll submission to Revenue

With effect from 1 January 2019, employers must submit his/her payroll to Revenue, on or before the date they pay their staff. Payroll software may facilitate the automatic exchange of payroll information with Revenue—the employer should consult with the payroll software provider who will be best positioned to confirm this. Within the Revenue Online Service (ROS), Revenue will provide a facility for employers to report their payroll information. This option can be located by logging into ROS using an active digital certificate and selecting “My Services”-“Employer Payroll Services”-“Submit Payroll”. Employers will have the option to submit payroll by (a) uploading a file from their payroll software or (b) by inputting the details on screen. Further information can be found by clicking on the “info” icons or “learn more” links displayed throughout the ROS Payroll Reporting facility.

In circumstances where a payroll administrator is not in a position to process the payroll and no salary payments are made, there is no requirement to report to Revenue. However, where an employer manages to make salary payments to its employees in the absence of the payroll administrator, the employer should contact the National Employer helpline at 01-7383638 to notify Revenue of the situation and should also ensure that the reporting requirements are completed as soon as possible and within the earlier of:

- Five working days after the date payments are made to employees, or
- By the fifth day of the month following the date payments were made, as this is the date on which Revenue will create the employer’s monthly statement of account.

Finance Act 2017 covers instances of “persistent technology failure”. The provisions allow for the salary payments to be made by the employer to employees and the information to be subsequently relayed to Revenue as soon as the technological issue has been rectified. “Persistent technology failure” includes a serious outage to either the employer’s systems or to Revenue’s systems brought about by a significant weather event or other major loss of power.

### 19.4 Important points to remember

Employers must ensure that the correct PPS number is used for their employees – see paragraph [15.3](#). Particular care should be taken to ensure that the PPS number, exactly as shown on the Revenue Payroll Notification (RPN) is accurately entered on the return for each employee. An incorrect entry of the PPS number will cause delay or difficulty in paying social insurance benefits to the employee in question.

Where an employee does not provide a PPS Number or, having provided a PPS number the employer has established that the PPS Number is invalid, the emergency basis of taxation must be used. When making a payroll submission for an employee

where a valid PPS number is not available, an employer must allocate an Employer Reference to the employee and provide it on each payroll submission up to and including the point where the PPS Number is provided.

The particulars on each submission should relate only to the employment with the current employer.

## 19.5 Return due dates

Employers must report their payroll to Revenue on or before the date they pay their staff by making a payroll submission. A statement will issue to the employer on the 5<sup>th</sup> of the following month, showing the total amount of tax, USC etc. due based on the employer payroll submissions for the previous month. The employer has until the 14<sup>th</sup> of the month to:

- Accept the statement (it will then become the statutory return) or
- Make corrections/amendments to payroll submission(s) if errors are identified.

If no action is taken, the statement will become the statutory return on the 14<sup>th</sup> of the following month. Quarterly and annual remitters will now have to make a payroll submission to Revenue on or before the date they pay their staff and they will receive a monthly statement. There will be no change to the payment dates, however.

## 19.6 Penalties

Where a person fails to (a) send a return, statement, notification or certificate, (b) to remit income tax to the Collector-General, (c) to make a deduction or repayment in accordance with regulations made under section 986, or (d) to keep and maintain a register of employees in accordance with section 988A, that person shall be liable to a penalty of €4,000. Where the person who fails to comply with the above provisions is a body of persons, the Secretary of that body is liable to a separate penalty of €3,000.

## 19.7 End-of-year statement

There will no longer be an obligation on the employer's part to provide a statement of the employee's pay, tax, USC and social insurance contributions (Form P60) to their employees at the end of the year. For income tax years ended 31<sup>st</sup> December 2019 and all future years, Revenue will make an end-of-year statement available to all employees. This statement will show details of the employee's pay, tax, USC and social insurance contributions for the preceding year and will replace the form P60.

## Chapter 20 - Revenue Online Service (ROS)

### 20.1 Revenue Online Service

ROS is Revenue's online facility providing business customers with a quick and secure way to conduct their business electronically with Revenue.

**Through ROS an employer can do the following:**

- Register as an employer on eRegistration.
- Request RPN's for their employees by either (a) uploading a file created by their payroll software or (b) online form.
- Advise Revenue in respect of employees who commence or cease employment and provide commencement and cessation dates, as relevant, on the payroll submission.
- View their monthly statement.
- Make payments in respect of their PAYE, PRSI and USC liability. Submit their payroll by either (a) uploading a file created by their payroll software or (b) online form. Employers may also view previously-submitted payroll and make corrections, if necessary.
- Employers and agents with an active digital cert and Employers' PAYE/PRSI tax registration can check on ROS if a PPS number for an employee or pensioner is valid. They will be permitted to enter up to 10 PPS numbers a time.

Customer information services on ROS can be accessed to instantly view full details of payments made, returns filed and collection details covering the last seven years. ROS also has the facility for paying and filing online, filing only or paying only.

### 20.2 What are the benefits of using ROS?

- Online calculation facilities
- Simpler user-friendly return forms
- Prompt repayments
- Secure 24 / 7 / 365 access
- Instant acknowledgement
- Effective and efficient use of time - no duplication

- Elimination of clerical error
- Environmentally friendly.

### 20.3 Other features included on ROS

- A secure mailbox housed on the ROS site where copies of all documents are kept. These can be accessed at any time using the search facility.
- Both online and offline facilities. The offline system allows you to complete the forms on your own PC without being logged on to the internet. Once the offline form is complete simply log on to the ROS site and upload the completed form.
- The system operates on most platforms and browsers.
- The system is compatible with screen reader technology for visually impaired customers.
- An access control system which allows the ROS administrator to control ROS authorities and permissions for filing and paying, etc.

A Helpdesk to assist customers with technical queries can be contacted at 01 738 3699.

You can also email ROS at [roshelp@revenue.ie](mailto:roshelp@revenue.ie) or access MyEnquiries.

If you have access to MyEnquiries please click **Add a new Enquiry** and select 'Other than the above' and 'Revenue Online Service (ROS) Technical Support' from the dropdown options available.

### 20.4 How to register for ROS

ROS has a simple three-step registration process. On the [Online services](#) page on The Revenue website, click on '[Register for ROS](#)' and follow the three-step process.

**Step 1:** Apply for ROS Access Number (RAN), which for security reasons is sent by post to the customer's address on our records. The RAN is valid for 3 months.

**Step 2:** Apply for Digital Certificate by inputting the RAN and awaiting the receipt of a system password. The temporary ROS system password is sent by email or text message depending on which option the customer chooses. Text messages are sent only to Irish and UK mobile numbers. Customers are advised that their system password is valid for 1 hour and if they cannot complete the process within the hour, they must re-apply for a system password (by re-inputting the RAN).

**Step 3:** Enter the system password to **Download and Save** the Digital Certificate. Customers will be required to select 5 security questions from a list of 10 questions before they can download and save their ROS certificate.

All 3 steps must be completed before a customer can access ROS.

The ROS registration process includes security questions that can be used with the new Reset ROS Login function to obtain a replacement digital certificate quickly if your certificate is lost or you forget your password.

## 20.5 How to access ROS

On the [Online services](#) page of the Revenue website, click on '[Sign in to ROS](#)'.

## 20.6 How do I make a payment using ROS

You can make a payment through ROS by:

### **ROS Debit Instruction (RDI)**

The Debit Instruction method requires that you must complete a ROS Debit Instruction (RDI) in order to make payments for any of the taxes available in ROS. The RDI includes details of your bank account from which Revenue can collect the appropriate liability at the due date.

The RDI can be completed online on the ROS site, digitally signed and digitally transmitted to Revenue. Once the RDI has been set up on ROS, each individual payment for the requisite amount and period must then be authorised by the customer.

### **Debit/Credit Card**

The second payment method currently available in ROS is by way of Debit/Credit card. When a payment is due and is being paid online, the details of the Debit/Credit card are input and each individual payment must be authorised.

## 20.7 Employers' PAYE- Repayments and Offsets

Where an overpayment exists following issue of the monthly return, this overpayment will be available for refund or offset, subject to a validation check. Where a liability exists for another tax type, an offset will be made against that liability. Any remaining balance will be either refunded automatically or reviewed by Revenue.

## 20.8 Is ROS confidential and secure?

Yes, information accessed or transmitted through ROS is secure. Revenue have invested considerable time and expertise to safeguard the security of ROS and are using the latest technologies to ensure a confidential and secure channel for the electronic filing of returns. Confidentiality and integrity of the data transmitted through ROS is assured.

## 20.9 Who to contact with queries on ROS?

The ROS Technical Help Desk provides support to customers experiencing difficulty accessing ROS.

The contact number for ROS technical queries is 01 738 3699.

You can also email ROS at [roshelp@revenue.ie](mailto:roshelp@revenue.ie) or access MyEnquiries.

If you have access to MyEnquiries please click **Add a new Enquiry** and select 'Other than the above' and 'Revenue Online Service (ROS) Technical Support' from the dropdown options available.

## 20.10 My Enquiries

Revenue is committed to providing support and assistance to our customers. You can contact us with your query by using Revenue's MyEnquiries service or our dedicated phone lines. MyEnquiries is a structured online facility which allows customers to securely send enquiries to Revenue instead of using email.

Business customers who have a ROS digital certificate can access MyEnquiries from the 'My Services' tab under 'Other Services'.

## 20.11 ROS Inbox Notifications

Currently, each time Revenue issues a notification to customers' and agents' ROS Inboxes, an email issues to the nominated email addresses of those customers and agents.

From 5th February 2019 and by the 5th of every subsequent month, Revenue will generate a Statement for every employer. The Statement will contain the totals due for Income Tax, PRSI, USC and LPT for all payroll submissions with a pay date in the reference month. The Statements for January 2019, for example, will issue to employers and agents on 5th February 2019.

As the Statements will be available by the 5th of each month, in order to avoid issuing large numbers of emails to some agents on the same date every month, Revenue will discontinue the practice of sending Statement notifications to agents' ROS Inboxes. Agents should check their ROS Inbox on 5th of each month or sign in to ROS to view the monthly Statement for each employer linked to them.

Revenue will continue to send emails to employers where an email address has been provided.

## 20.12 Further Information

Further information on ROS is available in Tax and Duty Manual [Part 38-06-01](#).

## Chapter 21 - Additional Superannuation Contribution (ASC)

### 21.1 Introduction

The public service Additional Superannuation Contribution (ASC) is a deduction from the pay of pensionable public servants. It replaced the Pension Related Deduction (PRD) with effect from 1 January 2019 and is administered by the Department of Public Expenditure and Reform.

### 21.2 ASC Payments – are they chargeable to tax and USC?

ASC payments are not chargeable to tax. They are chargeable to USC.

### 21.3 ASC Refunds – are they chargeable to tax and USC?

ASC refunds are chargeable to tax. They are not chargeable to USC.

### 21.4 Further information

Further information in relation to ASC is available on the Department of Public Expenditure and Reform website [www.per.gov.ie](http://www.per.gov.ie).



## Chapter 22 - PAYE (employer) compliance

### 22.1 Introduction

The Income tax, the Universal Social Charge (USC), the Pay Related Social Insurance (PRSI), and the Pay As You Earn systems (collectively known as 'the PAYE system') place obligations on employers including an obligation to make deductions at source of Income Tax, USC and PRSI from payments made to employees and an obligation to remit such deductions to Revenue.

The [Income Tax \(Employments\) Regulations 2018 \(S.I. No. 345 of 2018\)](#), summarised below, come into effect on 1 January 2019 for any payment of emoluments made on or after 1 January 2019.

- PAYE Regulation 1 (Citation and Commencement)  
This regulation gives effect to the Income Tax (Employments) Regulations 2018.
- PAYE Regulation 2 (Interpretation)  
This regulation defines the context of the terminology used in the Income Tax (Employments) Regulations 2018.
- PAYE Regulation 3 (Service by post or electronic means)  
This regulation advises that any documentation to be issued by Revenue may be done by post or electronic means.
- PAYE Regulation 4 (Determination of appropriate tax credits and standard rate cut-off point)  
This regulation states the criteria to be used by the inspector to determine the tax credits and standard rate cut-off point appropriate to an employee for a year.
- PAYE Regulation 5 (Objection and appeal against amount of tax credits and standard rate cut-off point)  
This regulation outlines the grounds for objection or appeal against a determination of tax credits and standard rate cut-off point.
- PAYE Regulation 6 (Revenue Payroll Notification to employer)  
This regulation details the information provided by Revenue on the RPN and states the employer obligation to use the information contained on the RPN to calculate the tax to be deducted or repaid.
- PAYE Regulation 7 (Amendment of amount of tax credits and standard rate cut-off point)  
This regulation details the grounds for the provision of an amended RPN.

- PAYE Regulation 8 (Notice to employer of amended amount of tax credits and standard rate cut-off point)  
This regulation details the employer's obligation to use an amended RPN where one has been made available by Revenue.
- PAYE Regulation 9 (General provision for deductions and repayments)  
This regulation obliges the employer to deduct or repay tax in accordance with these regulations.
- PAYE Regulation 10 (Notification of payment of emoluments)  
This regulation details the information to be provided by the employer on the employer payroll submission.
- PAYE Regulation 11 (Calculation and making of deduction or repayment)  
This regulation explains the calculation and deduction of tax using the cumulative method.
- PAYE Regulation 12 (Deduction of tax in respect of notional payments)  
This regulation outlines the criteria to be used by the employer to deduct tax in respect of notional payments.
- PAYE Regulation 13 (Tax borne by employer in respect of notional payments)  
This regulation outlines the employer obligations where there is insufficient pay to deduct tax due in respect of a notional payment.
- PAYE Regulation 14 (Deduction of tax in respect of certain notional payments)  
This regulation details the type of benefits to which a benefit-in-kind charge may apply.
- PAYE Regulation 15 (Deduction in special cases)  
This regulation outlines the procedure to be followed by the employer in week 53, fortnight 27 or month 13 instances, etc.
- PAYE Regulation 16 (Arrears of pay)  
This regulation defines the procedure to be followed in post-cessation payments.
- PAYE Regulation 17 (Employer obligations when an employee commences or ceases employment)  
This regulation outlines the procedure to be followed by the employer where no PPS number is available for the employee.
- PAYE Regulation 18 (Death of an employee)  
This regulation outlines the procedure to be followed on death of an employee.
- PAYE Regulation 19 (Emergency basis of deduction)  
This regulation outlines the procedure to be followed where the employer does not have a Revenue Payroll Notification for the employee.

- PAYE Regulation 20 (Aggregation of emoluments in non-cumulative cases)  
In circumstances where cumulative basis does not apply, tax is to be deducted by reference to the total amount paid to the staff member in that week or month.
- PAYE Regulation 21 (Tax-free emoluments)  
Where an employer pays the tax liability on behalf of the employee, the emoluments of the employee should include the amount paid by the employer on their behalf
- PAYE Regulation 22 (Repayment during sickness and unemployment)  
This regulation authorizes the employer to make a refund of tax to the employee where the employee is absent from work due to illness and is not entitled to receive emoluments on the usual pay day.
- PAYE Regulation 23 (Inspection of employer's records)  
This regulation places an obligation on the employer to provide to Revenue, on request, whatever books, records etc. are used in the calculation of payment of emoluments.
- PAYE Regulation 24 (Death of an employee)  
This regulation places an onus on certain parties to fulfil the obligations of the employer, when the employer dies.
- PAYE Regulation 25 (Succession to a business, etc.)  
This regulation states that where an employer takes over an existing business this will not be deemed a cessation of employment for the employee.
- PAYE Regulation 26 (Assessment of emoluments)  
This regulation provides that a Schedule E assessment cannot be prevented by the Income Tax (Employments) Regulations.
- PAYE Regulation 27 (Return of certain emoluments by employer)  
This regulation obliges the employer to provide a return of emoluments, paid after the end of the year, to revenue when requested to do so.
- PAYE Regulation 28 (Notification of liability)  
This regulation provides for the issue of an end-of-year statement of liability to employees.
- PAYE Regulation 29 (Recovery of underpayments)  
This regulation provides for the issue of a demand to collect excess tax from an employee.
- PAYE Regulation 30 (Recovery of tax from employee)  
This regulation provides that tax may be recovered from an employee in the manner laid down in the Income Tax Acts.

- PAYE Regulation 31 (Deduction or repayment by reference to superannuation contributions)  
This regulation describes the types of “allowable contribution” that may be deducted from the emoluments of the employee, before the calculation of tax.
- PAYE Regulation 32 (Revocation)  
This regulation provides for the revocation of the Income Tax (Employments) (Consolidated) Regulations 2001.

## 22.2 Register of Employees

Details to be included in a Register of Employees must include the following relevant details:

- the name, address and PPS number of each employee
- the date of commencement of employment of each employee
- where relevant, the date of cessation of employment of each employee.

### 22.2.1 Records or Registers, that may, for PAYE purposes, be accepted as a Register of Employees

In some instances, an employer may, for the purposes of payroll, human resources or fulfilling a non-tax related statutory obligation, hold a record or register of all employees (and former employees).

Such a record or register will suffice as a Register of Employees for PAYE purposes provided that it includes the relevant details outlined in Paragraph 22.2 above.

### 22.2.2 Place of retention of Register of Employees

An employer must keep and maintain the Register of Employees (or a copy of it) at the normal place of employment of each employee or at the main place of business of the employer.

For employers who have a place of business in more than one location (or, indeed, in several locations) and the payroll records, staff records, etc. are held in just one location (for example, a head office), that one location may be accepted as that employer’s main place of business for the purposes of being the place of retention of that employer’s Register of Employees. However, it is to be noted that PAYE Regulation 8 provides that a Revenue officer may require an employer to produce, within the period specified by that officer, an extract from that employer’s Register of Employees. In this regard, a Revenue officer may require an employer to produce an extract from that employer’s Register of Employees relating to, for example, the employees of a branch of the employer’s business.

### 22.2.3 Temporary, part-time, casual staff, etc.

Notwithstanding that an employee may be employed on a temporary, part-time or casual basis, the relevant details (see Paragraph 22.2 above) of such employee must be entered in the relevant employer’s Register of Employees.

#### 22.2.4 Incomplete Register of Employees

An employer who keeps and maintains a register that does not include the relevant details (see Paragraph 22.2 above) of **all** employees shall be liable to the relevant penalty for not keeping and maintaining a Register of Employees.

#### 22.2.5 Production of Register of Employees

On being required to do so by a Revenue officer, an employer has a statutory obligation to produce, within the period specified by that officer, that employer's Register of Employees [or, as appropriate, a certified copy (including electronic copy) of it] to any Revenue officer.

#### 22.2.6 Records held by a tax or payroll agent/ Records held in a payroll software package

Notwithstanding that an employer may:

- engage the services of a tax or payroll agent, and / or
- use a proprietary software payroll or human resources package,

the onus is on that employer to keep and maintain the Register of Employees (or a copy of it) at the normal place of employment of each employee or at that employer's main place of business.

### 22.3 Power of Inspection for PAYE purposes

The power of inspection of Revenue authorised officers for the purposes of the PAYE system is contained in section 903 TCA, 1997. Under that section, an authorised officer may require an employer to produce any records which the authorised officer requires for the purposes of his or her enquiry. In this context, records include a Register of Employees.

### 22.4 Penalties for breaches of the PAYE Regulations

The penalties for breaches of the PAYE Regulations are contained in section 987 TCA, 1997. More specifically, an employer who fails to fulfil any of the obligations under PAYE Regulations 7, 8, 20 or 22 mentioned above shall be liable to a penalty of €4,000 for each breach (and where that employer is a company, the Secretary of that company shall be liable to a separate penalty of €3,000 in respect of each such failure).

### 22.5 Penalties for failure by an employer to produce records

Where an employer fails to comply with a requirement of an authorised officer - in the exercise of that officer's powers or duties under section 903 TCA 1997 (Power of inspection: PAYE) - to produce any records which that officer requires for the purposes of his or her enquiry, subsection (5) of section 903 provides that that employer shall be liable to a penalty of €4,000.

For emoluments paid on or after 1 January 2019, section 990 TCA 1997 provides that where Revenue believe an employer has not submitted any return for a month, or,

where a return has been submitted but does not include the total amount of deductions due, Revenue may raise an assessment on the employer of the amounts due.

## Appendix 1 - Contact details

[Contact details](#) for all Revenue offices can be found on the Revenue website.

An employer who does not find an answer to a query in relation to the operation of PAYE (income tax and Universal Social Charge) in this guide can get further assistance from the National Employer helpline, contact details as follows:

**Telephone:** 01 738 3638 (+ 353 1 738 3638 if ringing from outside the Republic of Ireland)

### MyEnquiries

[MyEnquiries](#) is a service that enables customers to securely send and receive correspondence to and from Revenue instead of using email. You must be registered for either ROS or myAccount to use MyEnquiries. ROS customers can login using their ROS login credentials. If you are registered for ROS, business customers who have a ROS digital certificate will be able to access MyEnquiries from the 'My Services' tab under 'Other Services'.

### Standard email

Please note that Revenue does not recommend sending personal or confidential information by unsecure (standard) email. (Secure email was decommissioned in January 2018 as it was no longer supported. It can no longer be used to contact Revenue). Customers who choose to use this channel are deemed to have accepted any risk involved. The alternative communication methods offered by Revenue include standard post and the option to register for our (encrypted) [MyEnquiries](#) service.

### Revenue's Business Structure

Revenue has developed new structures to deal with customer's needs. A number of new [Divisions](#) have been created – see [www.revenue.ie](http://www.revenue.ie).

**Personal Division deals with the tax affairs of PAYE and certain Self-Assessed taxpayers.**

### Centralised offices

Some functions within Revenue are centralised within a specific branch or location, as follows:

- Paper Pay and File returns should be sent to the Collector General, PO Box 354, Limerick

- The LPT Branch deals with all matters relating to Local Property Tax
- The National Stamp Duty Office can process the payment of Stamp Duty and the stamping of instruments such as conveyances and leases, regardless of the location of the customer
- Customs deals with matters relating to import/export, tariffs, contraband etc.
- Investigations and Prosecutions Division manages prosecutions in cases of tax and duty evasion and co-ordinates special investigations
- Large companies are dealt with by Large Cases – Corporates Division. (Relevant customers are notified directly)
- High wealth individuals are dealt with by Large Cases – High Wealth Individuals Division. (Relevant customers are notified directly)
- The [Freedom of Information](#) Unit handles FoI requests and related matters
- The [Access Officers](#) provide information and assistance to people with disabilities in regard to Revenue's offices and services

Statistics & Economic Research Branch provides statistical information on taxes and duties for which the Office of the Revenue Commissioners is responsible.



## Appendix 2 - List of forms used by employers / agents

### Tax registration forms

The forms below are to be completed by an employer when applying for registration:

[TR1](#) - Complete this form when registering as self-employed, a sole trader or in a partnership.

[TR2](#) - Complete this form when registering as a company.

[PREM Reg](#) - Complete this form if registering as an employer.

There is an [online facility](#) to register as an employer on [www.revenue.ie](http://www.revenue.ie).

### Forms used by employers

RPN – Revenue Payroll Notification: the employer copy of the employee Tax Credit Certificate.

[P11D](#) - Return by employer of benefits, non-cash emoluments and payments not subjected to PAYE/Universal Social Charge (USC) provided to directors and certain employees.

### Forms used by agents

[Agent Link Notification](#) - This form allows Revenue to link an employer's tax record to their agent. (See [Guidelines for agents acting on behalf of taxpayers](#)).

## Appendix 3 - Weekly and monthly income tax calendars

### Weekly Income Tax Calendar

Week number	Week ended
1	7 January
2	14 January
3	21 January
4	28 January
5	4 February
6	11 February
7	18 February
8	25 February
9	4 March
10	11 March
11	18 March
12	25 March
13	1 April
14	8 April
15	15 April
16	22 April
17	29 April
18	6 May
19	13 May
20	20 May
21	27 May
22	3 June
23	10 June
24	17 June
25	24 June
26	1 July

Week number	Week ended
27	8 July
28	15 July
29	22 July
30	29 July
31	5 August
32	12 August
33	19 August
34	26 August
35	2 September
36	9 September
37	16 September
38	23 September
39	30 September
40	7 October
41	14 October
42	21 October
43	28 October
44	4 November
45	11 November
46	18 November
47	25 November
48	2 December
49	9 December
50	16 December
51	23 December
52	30 December
53	31 December - where there is a pay day

**Monthly Income Tax Calendar**

<b>Month number</b>	<b>Month ended</b>
1	31 January
2	28/29 February
3	31 March
4	30 April
5	31 May
6	30 June
7	31 July
8	31 August
9	30 September
10	31 October
11	30 November
12	31 December

## Appendix 4 - PAYE and USC Regulations

Detailed operation of PAYE is governed by the following regulations which are available on the Revenue website:

[Income Tax \(Employments\) Regulations 2018 \(S.I. No. 345 of 2018\)](#)

[Universal Social Charge Regulations 2018 \(S.I. No. 510 of 2018\)](#)

---

---

## Appendix 5 - Commonly used terms

### **Revenue Payroll Notification (RPN)**

The Revenue Payroll Notification replaces the P2C (employer copy of the tax credit certificate) with effect from 1 January 2019. The RPN will show:

- The employee's total tax credits for the year
- The employee's Income Tax and Universal Social Charge (USC) cut-off points for the year.
- Any previous pay, tax and USC deducted from 1 January unless the RPN is issued on week 1/month 1 basis.
- Income Tax and USC exemptions, if appropriate.
- The amount of Local Property tax (LPT) to be deducted, if applicable.

### **Payroll Submission**

On or before the date the employer pays his/her staff, he/she must report their payroll to Revenue. If the employer uses payroll software, there are two methods available to report payroll:

#### **Direct payroll reporting**

This allows payroll software to communicate with Revenue Online System (ROS) and exchange the required information.

#### **ROS Payroll Reporting**

This allows employers to use files created by payroll software and upload them through ROS.

A facility has also been put in place for employers who don't use payroll software. Using ROS, employers will be able to input details of their employee's pay and statutory deductions.

### **Employment Identifier**

This is a unique identifier which is created by the employer. It will be used to distinguish between multiple employments for an employee with an employer. It must remain unchanged throughout the period of employment with the employer. It is a mandatory requirement on the payroll submission where the employee PPS number is available.

### **Employer Reference**

This is a unique staff identifier which is created by the employer. It is a mandatory requirement where the employee PPS Number is not available. It must remain unchanged and must be provided on every payroll submission until such time as the employee PPS number becomes available.